

eVisitor til Australien

Kjære gjest

Før du/dere begynner å fylle ut skjemaet, vennligst last ned og registrer deg/dere i *Authenticator*-appen. Dette gjøres på mobilen.

Appen skal brukes i forbindelse med utfylling av eVisitor til Australia.

Logoen ser ut som vist til høyre.

Når appen er lastet ned og du/dere har registrert deg/dere, kan du/dere begynne å fylle ut din/deres eVisitor til Australia.

I venstre hjørne står det om det er appen eller datamaskinen dere skal bruke til den aktuelle siden i veiledningen.



Gjør dere selv en tjeneste og se gjennom veiledningen før dere begynner å fylle ut skjemaet, så dere er klar over hva som kreves.

eVisitor til Australia

[Lenke til eVisitor](#)

Det skal søkes visum til Australia, og dette må gjøres online. Det er gratis. Trykk på *Apply*

Menu

Australian Government
Department of Home Affairs

Immigration and citizenship

Home → Visas → Getting a visa → List of all visas

Subclass 651
eVisitor

Visit Australia as often as you wish in a 12-month period. Stay up to 3 months each time you enter Australia.

Overview | About this visa | Eligibility | Step by step | When you have this visa

Stay
Up to 3 months at a time

Cost
Free

Processing times

With this visa you can

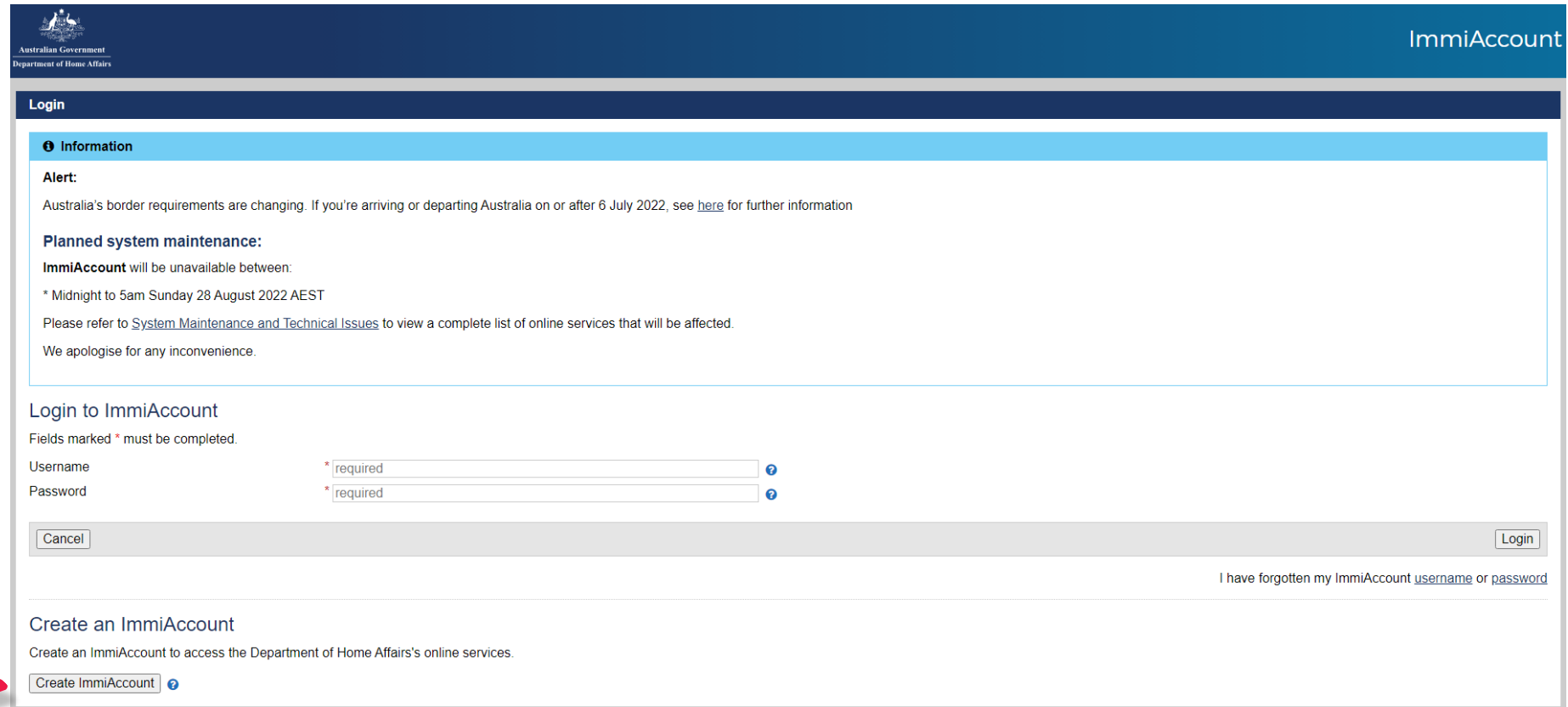
- visit family or friends
- cruise or have a holiday
- undertake business visitor activities
- study or train for up to 3 months, in some cases

You must

- apply from outside Australia
- hold a passport from a particular country

Apply

For å starte søknaden om visum til Australia må du opprette en ImmiAccount.



Australian Government
Department of Home Affairs

ImmiAccount

Login

Information

Alert:
Australia's border requirements are changing. If you're arriving or departing Australia on or after 6 July 2022, see [here](#) for further information

Planned system maintenance:
ImmiAccount will be unavailable between:
* Midnight to 5am Sunday 28 August 2022 AEST
Please refer to [System Maintenance and Technical Issues](#) to view a complete list of online services that will be affected.
We apologise for any inconvenience.

Login to ImmiAccount
Fields marked * must be completed.

Username * required ⓘ

Password * required ⓘ

[I have forgotten my ImmiAccount \[username\]\(#\) or \[password\]\(#\)](#)

Create an ImmiAccount
Create an ImmiAccount to access the Department of Home Affairs's online services.

ⓘ

Computer

Australian Government
Department of Home Affairs

ImmiAccount

Create an ImmiAccount

Email address

Enter an email address to be used for account notifications - such as password resets.
A verification code will be sent to this email address.
You will need to enter the verification code on the next screen.

Fields marked * must be completed.

Email address *

[?](#)

Når e-postadressen er skrevet inn og du har klikket på *Send Verification Code*, må du sjekke e-posten din og deretter taste inn de 6 sifrene du har mottatt på e-posten og klikke på *Next*.

Computer

Her kan du se et eksempel på hva som står i e-posten fra australske myndigheter og hvor du finner koden din.

ImmiAccount email address verification

Please verify your email address by entering this code into ImmiAccount: **X X X X X X**

If you did not ask for a code, you can ignore this email. Your account is secure and no action is needed.

Yours sincerely

Department of Home Affairs

This is a system generated email. Do not reply to this email address as we are unable to respond to enquiries sent to this address. This email was sent to [REDACTED] by the Department of Home Affairs.

Computer

Koden du har fått på e-post, skal tastes inn i feltet nedenfor.

Australian Government
Department of Home Affairs

ImmiAccount

Create an ImmiAccount

Email address verification

An email containing your verification code has been sent to gro@albatros.dk.
Verify your email address by entering the verification code in the box below.

Fields marked * must be completed.

Email verification code *

[I have not received an email](#)

[Previous](#) [Next](#)

Deretter klikker du på *Next*.

Computer

Australian Government
Department of Home Affairs

ImmiAccount

Create an ImmiAccount

Services Required

Fields marked * must be completed.

What type of online services do you need? *

☒ Individual ?
☐ Organisation (including agents) ?

New User Details

Family name * ?

Given names ?

Phone *

Mobile phone

Deretter klikker du på *Next*.

Computer

Her skal det lages et brukernavn, eller du kan beholde e-posten som brukernavn.

Du må velge 3 spørsmål og selv skrive 3 svar. Et godt råd er å notere alle brukernavn, passord, spørsmål og svar. Dette kan brukes dersom du må logge inn på siden igjen.

Sett hake i begge boksene, at du aksepterer vilkår og betingelser og at du ikke er en robot.

Create an ImmiAccount

Account details

Fields marked * must be completed.

Login details
You can use your email address as a username or enter a different username if you prefer.
After you have created your account you will not be able to change your username.

Username *

Password must be a minimum of fourteen (14) characters **and** include at least one (1) character from three (3) of the four (4) groups below:

- lower-case characters (a-z)
- upper-case characters (A-Z)
- digits (0-9)
- punctuation and special characters (~!@#\$%^&*()_+~{}|.\,/?)

New password *

Re-type new password *

Secret questions and answers
Note: you will need to remember the exact answers to these questions if you forget your password.

Question 1 *

Answer 1 *

Question 2 *

Answer 2 *

Question 3 *

Answer 3 *

Declaration

Terms and conditions

[View the ImmiAccount terms and conditions \(opens in a new window\)](#)

☐ * I accept the ImmiAccount terms and conditions to access the Department of Home Affairs services and agree to an ImmiAccount being created in my name. All details on this form are correct.

Security check

☐ * I am not a robot

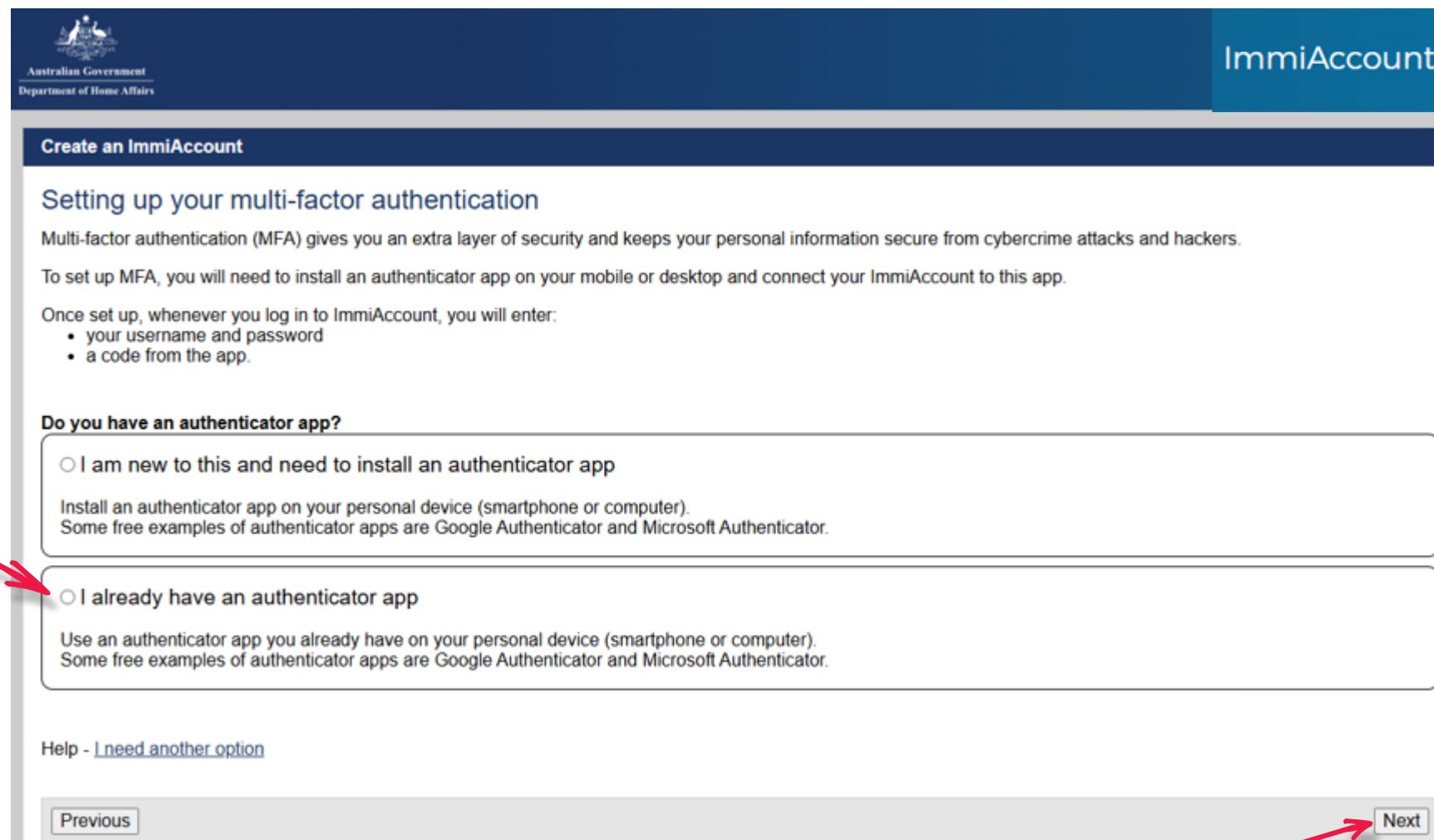
[Previous](#) [Next](#)

Det skal lages et passord, og her er det viktig at du bruker én stor bokstav, små bokstaver, tall og et tegn som vist til venstre. Husk at passordet må være på minst 14 tegn. Passordet skal testes inn to ganger.

Deretter klikker du på *Next*.

Computer

Du har lastet ned Authenticator-appen på mobilen din og vælger at du allerede har appen.



Australian Government
Department of Home Affairs

ImmiAccount

Create an ImmiAccount

Setting up your multi-factor authentication

Multi-factor authentication (MFA) gives you an extra layer of security and keeps your personal information secure from cybercrime attacks and hackers.

To set up MFA, you will need to install an authenticator app on your mobile or desktop and connect your ImmiAccount to this app.

Once set up, whenever you log in to ImmiAccount, you will enter:

- your username and password
- a code from the app.

Do you have an authenticator app?

☐ I am new to this and need to install an authenticator app

Install an authenticator app on your personal device (smartphone or computer).
Some free examples of authenticator apps are Google Authenticator and Microsoft Authenticator.

☒ I already have an authenticator app

Use an authenticator app you already have on your personal device (smartphone or computer).
Some free examples of authenticator apps are Google Authenticator and Microsoft Authenticator.

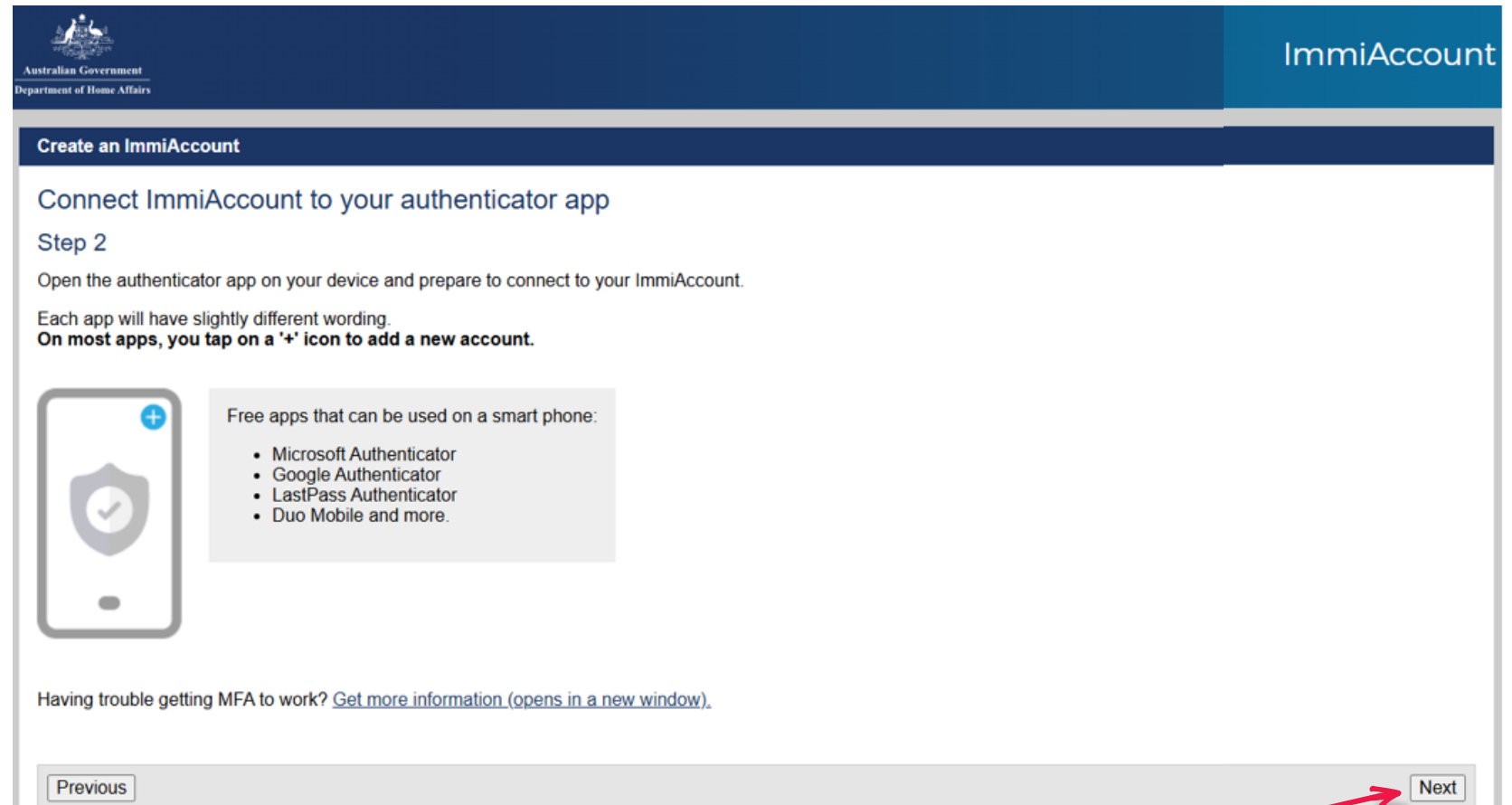
Help - [I need another option](#)

[Previous](#) [Next](#)

Deretter klikker du på *Next*.

Computer

Nå åpner du appen på mobilen og gjør klar til å skanne QR-koden.



Australian Government
Department of Home Affairs

ImmiAccount


Create an ImmiAccount

Connect ImmiAccount to your authenticator app

Step 2

Open the authenticator app on your device and prepare to connect to your ImmiAccount.

Each app will have slightly different wording.
On most apps, you tap on a '+' icon to add a new account.



Free apps that can be used on a smart phone:

- Microsoft Authenticator
- Google Authenticator
- LastPass Authenticator
- Duo Mobile and more.


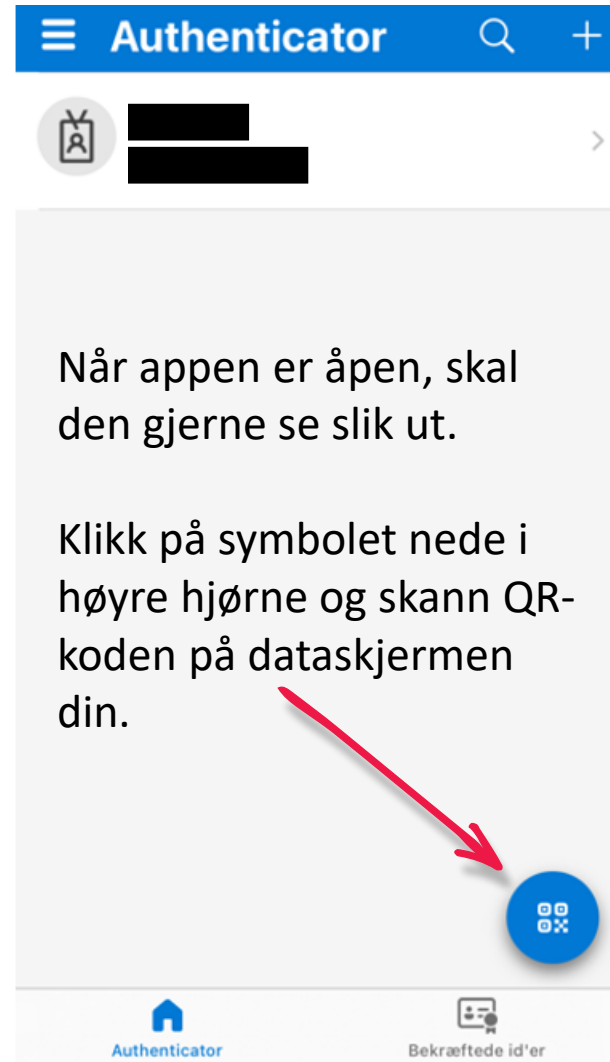
Having trouble getting MFA to work? [Get more information \(opens in a new window\)](#).

Previous Next

Deretter klikker du på *Next*.

App

Authenticator Appen



Computer

QR-koden som skal skannes,
ser slik ut på datamaskinen
din.



Australian Government
Department of Home Affairs

ImmiAccount



Create an ImmiAccount

Scan or enter a code

Step 3

Your app should be asking you to scan a QR code, or enter a shared secret code.

In the app, scan the QR code below.



If you can't scan the QR code, enter the shared secret code below:

Shared secret code: OIFJXVZNTBK6CCMVY3OBAVKKV3Z5S2RC

Previous Next



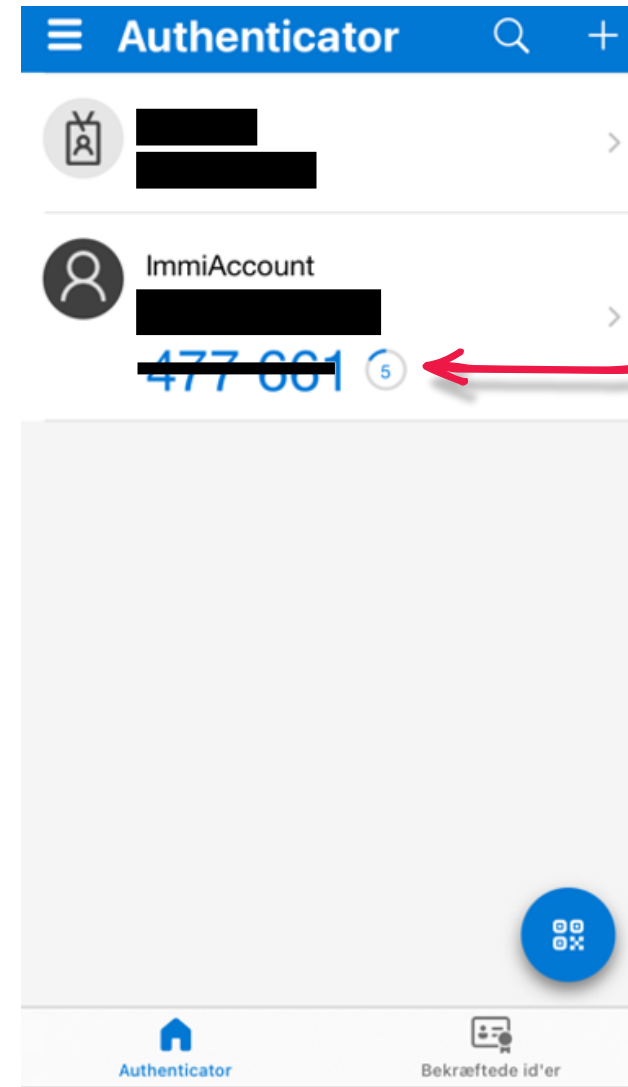
Deretter klikker du på *Next*.

App



Når QR-koden er skannet på datamaskinen, vil en 6-sifret kode vises på mobilen. Den skal tastes inn på datamaskinen.

Code *



Det er en tidsbegrensning på å taste inn koden. Går det for lang tid, kommer det en ny kode.

Computer

Her tastes koden
som er mottatt i
Authenticator-
appen.

another method or [restart](#).' At the bottom, there are two buttons: 'Previous' on the left and 'Next' on the right. A red arrow points from the text on the left to the 'Code *' input field. Another red arrow points from the text on the right to the 'Next' button."/>

Australian Government
Department of Home Affairs

ImmiAccount

Create an ImmiAccount

Enter your 6 digit code

Step 4

Fields marked * must be completed.

Enter the 6-digit authentication code from your authenticator app.

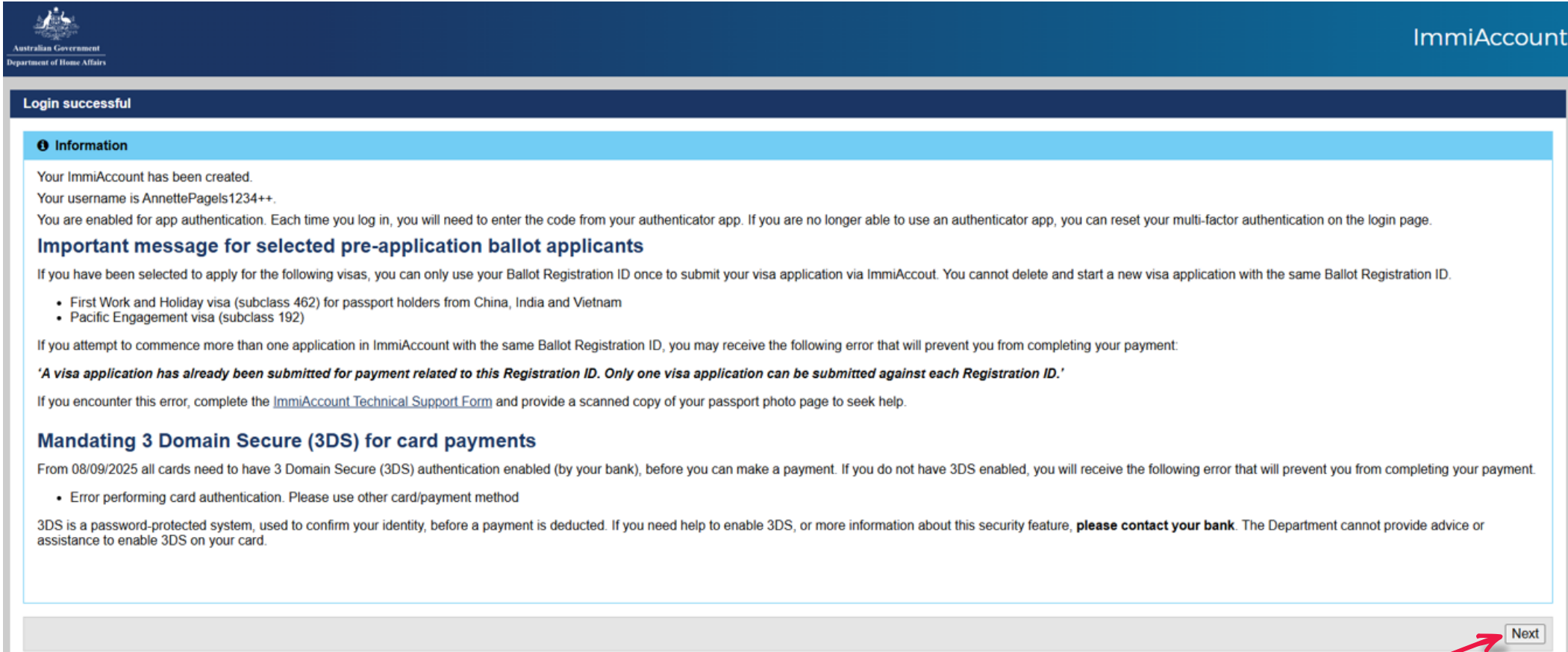
Code *


Having trouble? Choose [another method](#) or [restart](#).

Previous Next

Deretter klikker du på *Next*.

Computer



 Australian Government
Department of Home Affairs

ImmiAccount

Login successful

Information

Your ImmiAccount has been created.
Your username is AnnettePagels1234++.

You are enabled for app authentication. Each time you log in, you will need to enter the code from your authenticator app. If you are no longer able to use an authenticator app, you can reset your multi-factor authentication on the login page.

Important message for selected pre-application ballot applicants

If you have been selected to apply for the following visas, you can only use your Ballot Registration ID once to submit your visa application via ImmiAccount. You cannot delete and start a new visa application with the same Ballot Registration ID.

- First Work and Holiday visa (subclass 462) for passport holders from China, India and Vietnam
- Pacific Engagement visa (subclass 192)

If you attempt to commence more than one application in ImmiAccount with the same Ballot Registration ID, you may receive the following error that will prevent you from completing your payment:

'A visa application has already been submitted for payment related to this Registration ID. Only one visa application can be submitted against each Registration ID.'

If you encounter this error, complete the [ImmiAccount Technical Support Form](#) and provide a scanned copy of your passport photo page to seek help.

Mandating 3 Domain Secure (3DS) for card payments

From 08/09/2025 all cards need to have 3 Domain Secure (3DS) authentication enabled (by your bank), before you can make a payment. If you do not have 3DS enabled, you will receive the following error that will prevent you from completing your payment.

- Error performing card authentication. Please use other card/payment method

3DS is a password-protected system, used to confirm your identity, before a payment is deducted. If you need help to enable 3DS, or more information about this security feature, **please contact your bank**. The Department cannot provide advice or assistance to enable 3DS on your card.

Next

Derefter klikker du på 'Next'

Når du har lest og godkjent regler og vilkår skal du markere den lille firkanten og klikke på 'next'


Australian Government
Department of Home Affairs

Application for an eVisitor

1/10

[Terms and Conditions](#)
[View Terms and Conditions](#)
[View Privacy statement](#)

☐ I have read and agree to the terms and conditions



[Print](#) [Go to my account](#) [Next ➔](#)

eVisitor til Australia



Velg enten Business eller Tourism

Australian Government
Department of Home Affairs

Application for an eVisitor

2/10

Application context

Purpose of stay

Purpose of stay in Australia

☐ Business ☐ Tourism

[Previous](#) [Save](#) [Print](#) [Go to my account](#) [Next](#)

Detaljer: Evt. skriv '2 weeks holiday'

Australian Government
Department of Home Affairs

Application for an eVisitor

2/10

Application context

Purpose of stay

Purpose of stay in Australia

Give details

☐ Business ☒ Tourism

[Previous](#) [Save](#) [Print](#) [Go to my account](#) [Next](#)

Application for an eVisitor






3/10

Applicant

Information: Entering names incorrectly may result in denial of permission to board an aircraft to Australia, or result in delays in border processing on arrival to Australia, even if the applicant has been granted a visa.

Passport details

Enter the following details as they appear in the applicant's personal passport.

Tast etternavn	→	Family name	<input type="text"/>	
Tast fornavn	→	Given names	<input type="text"/>	
Velg kjønn	→	Sex	<input type="radio"/> Female <input type="radio"/> Male <input type="radio"/> Other	
Fødselsdato	→	Date of birth	<input type="text"/>	
Passnummer	→	Passport number	<input type="text"/>	
Din nasjonalitet	→	Country of passport	<input type="text"/>	▼
Din nasjonalitet	→	Nationality of passport holder	<input type="text"/>	▼
Utstedelsesdato	→	Date of issue	<input type="text"/>	
Datoen passet går ut	→	Date of expiry	<input type="text"/>	
Myndighet	→	Place of issue / issuing authority	<input type="text"/>	

It is strongly recommended that the passport be valid for at least six months.

Har du et visa grant number fra en tidligere application?

[Australian visa grant number](#)

Does this applicant have an Australian visa grant number from a previous visa application?
☐ Yes ☐ No ?

Har du et National ID kort?

[National identity card](#)

Does this applicant have a national identity card?

☐ Yes ☐ No ?

[Place of birth ?](#)

By

Town / City

Stat/Provins

State / Province

Fødeland

Country of birth

[Relationship status](#)

Sivilstatus

Relationship status

[Other names / spellings](#)

Er du kjent under et annet navn?

Is this applicant currently, or have they ever been known by any other names?
☐ Yes ☐ No ?

Er du statsborger fra det pass du bruker?

[Citizenship](#)

Is this applicant a citizen of the selected country of passport?

☐ Yes ☐ No ?

Er du statsborger fra et annet land?

Is this applicant a citizen of any other country?

☐ Yes ☐ No ?

Har du andre pass eller andre reisedokumenter fra et annet land?

[Other passports or documents for travel](#)

Does this applicant have any other passports or documents for travel?
☐ Yes ☐ No ?

Har du andre identifikasjons dokumenter fra et annet land?

[Other identity documents](#)

Does this applicant have other identity documents?

☐ Yes ☐ No ?

Klikk på 'Next'

[Previous](#) [Save](#) [Print](#) [Go to my account](#)

[Next](#)

Landet du bor i? → **Contact details**

Country of residence

Usual country of residence ?

Residential address ?

Note that a street address is required. A post office address cannot be accepted as a residential address.

Bopelsland? → Country

Bopelsadresse? → Address ?

By? → Suburb / Town

Stat/Provins → State or Province

Postnummer → Postal code

Postal address

Er din postadresse, den samme som bopelsadressen? → Is the postal address the same as the residential address?
☐ Yes ☐ No ?

Contact telephone numbers ?

Enter numbers only with no spaces.

Kun tall

Hjemmenummer → Home phone

Jobbnummer → Business phone

Mobilnummer → Mobile / Cell phone

Email address

E-postadresse → Email address ?

Klikk på 'Next'

Previous Save Print Go to my account Next

Critical data confirmation

All information provided is important to the processing of this application.

If the information included on this page is incorrect, it may lead to denial of permission to board an aircraft to Australia, even if a visa has been granted.

Confirm that the following information is correct and that it is in the correct fields.

Family name

Given names

Sex

Date of birth

Country of birth

Passport number

Country of passport

Dine opplysninger

Is the above information correct?

☒ Yes ☐ No ?

[Previous](#) [Save](#) [Print](#) [Go to my account](#)

[Next](#)

Kontroller at opplysningene er korrekte og
klikk deretter på 'Yes'

Klikk deretter på 'Next'

Transaction Reference Number (TRN):

6/10

Electronic communication ?

The Department prefers to communicate electronically as this provides a faster method of communication.

All correspondence, including notification of the outcome of the application will be sent to:

Email address

Note: The holder of this email address may receive a verification email from the Department if the address has not already been verified. If the address holder receives a verification email, they should click on the link to verify their address before this application is submitted.

[Previous](#) [Save](#) [Print](#) [Go to my account](#)

[Next](#)

Skriv inn din
e-postadresse

Klikk deretter på 'Next'

Vennligst svar ja eller nei til de kommende spørsmål.

Har du noen gang blitt siktet for en forbrytelse som i øyeblikket avventer rettslig handling?

Har du noen gang blitt dømt for en forbrytelse i et land (inklusive en dom som nå er fjernet fra offisielle registre)?

Har søkeren noen gang vært gjenstand for en beslutning om vold i hjemmet eller familievold, eller en annen beslutning fra en domstol, nemnd eller lignende myndighet, for å beskytte en annen person?

Transaction Reference Number (TRN):

9/10

Character declarations

If the applicant answers 'Yes' to any of the character declarations they must give all relevant details.

If the matter relates to a criminal conviction, provide:

- the date and nature of the offence
- full details of the sentence
- dates of any period of imprisonment or other detention

Has the applicant ever been charged with any offence that is currently awaiting legal action?

☐ Yes ☐ No

Has the applicant ever been convicted of an offence in any country (including any conviction which is now removed from official records)?

☐ Yes ☐ No

Has the applicant ever been the subject of a domestic violence or family violence order, or any other order, of a tribunal or court or other similar authority, for the protection of another person?

☐ Yes ☐ No ?

[Previous](#) [Save](#) [Print](#) [Go to my account](#)

[Next](#)

Klikk deretter på 'Next'

Bekreft at du som søker:

Har lest og forstått de opplysningene som er angitt i denne søknaden

Har gitt korrekte opplysninger i alle detaljer på dette skjema og på evt. vedlagte dokumenter

Visummet kan annulleres, hvis der er opplyst falske informasjonen.

Forstår at hvis denne søknad godkjennes, vil enhver person, som ikke er inkludert i denne søknad, ikke automatisk ha rett til innreise i Australia.

Vil opplyse evt. endringer innen avreise.

Har lest og forstått informasjonen.

Utgått visa, gir myndighetene rett til å utvise deg.

Transaction Reference Number (TRN):

10/10

Declarations

Warning:

Giving false or misleading information is a serious offence.

The applicants declare that they:

Have read and understood the information provided to them in this application.

☒ Yes ☐ No

Have provided complete and correct information in every detail on this form, and on any attachments to it.

☐ Yes ☐ No

Understand that if any fraudulent documents or false or misleading information has been provided with this application, or if any of the applicants fail to satisfy the Minister of their identity, the application may be refused and the applicant(s), and any member of their family unit, may become unable to be granted a visa for a specified period of time.

☐ Yes ☐ No

Understand that if documents are found to be fraudulent or information to be incorrect after the grant of a visa, the visa may subsequently be cancelled.

☐ Yes ☐ No

Understand that if this application is approved, any person not included in this application will not have automatic right of entry to Australia.

☐ Yes ☐ No

Will inform the Department in writing immediately as they become aware of a change in circumstances (including change of address) or if there is any change relating to information they have provided in or with this application, while it is being considered.

☐ Yes ☐ No

Have read the information contained in the Privacy Notice ([Form 1442i](#)).

☐ Yes ☐ No

Understand that the department may collect, use and disclose the applicant's personal information (including biometric information and other sensitive information) as outlined in the Privacy Notice ([Form 1442i](#)).

☐ Yes ☐ No

As an applicant:

I understand that if my visa ceases to be in effect and I do not hold another visa to remain in Australia at that time, I will be an unlawful non-citizen under the Migration Act 1958. As such, I will be expected to depart from Australia, and be subject to removal under the Migration Act 1958.

☐ Yes ☐ No

[Previous](#) [Save](#) [Print](#) [Go to my account](#)

[Next](#)

Forstå at dersom det er blitt levert falske dokumenter eller feilaktig eller villedende informasjon med denne søknaden, eller hvis noen av søkerne ikke klarer å tilfredsstille ministeren med hensyn til deres identitet, kan søknaden bli avvist, og søker(en) og enhver medlem av deres familieenhet kan bli ute av stand til å få innvilget et visum i en angitt periode.

Myndighetene har rett til å bruke dine opplysninger

Klikk deretter på 'Next'

På de neste 4 sidene skal du kontrollere at alle opplysningene du har gitt er korrekte.

Står det feil, skal du rette dette.

Transaction Reference Number (TRN):

[Review Page](#)

Please check that the information provided is correct before you continue.

[Application context](#)

[Click here to edit the Application context](#)

[Purpose of stay](#)

Purpose of stay in Australia

Give details

[Applicant](#)

[Click here to edit the Applicant](#)

Information: Entering names incorrectly may result in denial of permission to board an aircraft to Australia, or result in delays in border processing on arrival to Australia, even if the applicant has been granted a visa.

[Passport details](#) ⓘ

Enter the following details as they appear in the applicant's personal passport.

Family name

Given names

Sex

Date of birth

Passport number

Country of passport

Nationality of passport holder

Date of issue

Date of expiry

Place of issue / issuing authority

It is strongly recommended that the passport be valid for at least six months.

[Australian visa grant number](#)

Does this applicant have an Australian visa grant number from a previous visa application?

No ⓘ

[National identity card](#)

Does this applicant have a national identity card?

No ⓘ

[Place of birth](#) ⓘ

Town / City

State / Province

Country of birth

Relationship status

Relationship status

Other names / spellings

Is this applicant currently, or have they ever been known by any other names?

Citizenship

Is this applicant a citizen of the selected country of passport (DENMARK)?

Is this applicant a citizen of any other country?

Other passports or documents for travel

Does this applicant have any other passports or documents for travel?

Other identity documents

Does this applicant have other identity documents?

Contact details

[Click here to edit the Contact details](#)

Country of residence

Usual country of residence

Residential address ⓘ

Note that a street address is required. A post office address cannot be accepted as a residential address.

Country

Address

Suburb / Town

State or Province

Postal code

Postal address

Is the postal address the same as the residential address?

Contact telephone numbers

Enter numbers only with no spaces.

Home phone

Business phone

Mobile / Cell phone

Email address

Email address

Critical data confirmation

[Click here to edit the Critical data confirmation](#)

All information provided is important to the processing of this application.

If the information included on this page is incorrect, it may lead to denial of permission to board an aircraft to Australia, even if a visa has been granted.

Confirm that the following information is correct and that it is in the correct fields.

Family name

Given names

Sex

Date of birth

Country of birth

Passport number

Country of passport

Is the above information correct?

Yes 

Electronic communication

The Department prefers to communicate electronically as this provides a faster method of communication.

All correspondence, including notification of the outcome of the application will be sent to:

Email address

Note: The holder of this email address may receive a verification email from the Department if the address has not already been verified.

If the address holder receives a verification email, they should click on the link to verify their address before this application is submitted.

Character declarations

[Click here to edit the Character declarations](#)

If the applicant answers 'Yes' to any of the character declarations they must give all relevant details.

If the matter relates to a criminal conviction, provide:

- the date and nature of the offence
- full details of the sentence
- dates of any period of imprisonment or other detention

Has the applicant ever been charged with any offence that is currently awaiting legal action?

No

Has the applicant ever been convicted of an offence in any country (including any conviction which is now removed from official records)?

No

Has the applicant ever been the subject of a domestic violence or family violence order, or any other order, of a tribunal or court or other similar authority, for the protection of another person?

No 

Declarations

[Click here to edit the Declarations](#)

Warning:

Giving false or misleading information is a serious offence.

The applicants declare that they:

Have read and understood the information provided to them in this application.

Yes

Have provided complete and correct information in every detail on this form, and on any attachments to it.

Yes

Understand that if any fraudulent documents or false or misleading information has been provided with this application, or if any of the applicants fail to satisfy the Minister of their identity, the application may be refused and the applicant(s), and any member of their family unit, may become unable to be granted a visa for a specified period of time.

Yes

Understand that if documents are found to be fraudulent or information to be incorrect after the grant of a visa, the visa may subsequently be cancelled.

Yes

Understand that if this application is approved, any person not included in this application will not have automatic right of entry to Australia.

Yes

Will inform the Department in writing immediately as they become aware of a change in circumstances (including change of address) or if there is any change relating to information they have provided in or with this application, while it is being considered.

Yes

Have read the information contained in the Privacy Notice ([Form 1442i](#)).

Yes

Understand that the department may collect, use and disclose the applicant's personal information (including biometric information and other sensitive information) as outlined in the Privacy Notice ([Form 1442i](#)).

Yes

As an applicant:

I understand that if my visa ceases to be in effect and I do not hold another visa to remain in Australia at that time, I will be an unlawful non-citizen under the Migration Act 1958. As such, I will be expected to depart from Australia, and be subject to removal under the Migration Act 1958.

Yes

Klikk deretter på 'Next'

[Previous](#) [Save](#) [Print](#) [Go to my account](#)

[Next](#)

Her skal du vedlegge reisedokumenter. En passkopi er nok.
Du kan ikke legge ved mer enn 60 dokumenter.

Klikk på plusset

Help and Support ▾

Application for an eVisitor

Attach documents

Transaction Reference Number (TRN)

Attach the documents listed below then click Next to pay for and submit the application.
If you choose to submit the application without attaching all required documents, you will need to provide a reason.
Applications submitted without all the required documents may take longer to process.
There are specific [quality and formatting](#) requirements when scanning documents.

[Expand all](#) [Collapse all](#)

0 attachments received of 60 maximum.

Required

- Travel Document 0 Received

[Print](#) [Go to my account](#) [Next](#)

Klikk deretter på 'Next'

Velg evt. passkopi

Beskrivelse av dokumenter evt. copy of passport

Last opp dokumentet ditt

Required

- Travel Document 0 Received

Add documents

Document type	Description	File names
<div>Please select a value...</div>	<div></div>	<div>Choose Files No file chosen</div>

[Print](#) [Go to my account](#) [Next](#)

Klikk deretter på 'Next'

Klikk på 'Attach' for å
vedlegge dokumentet ditt

Attach documents

Transaction Reference Number (TRN):

Attach the documents listed below then click Next to pay for and submit the application.
If you choose to submit the application without attaching all required documents, you will need to provide a reason.
Applications submitted without all the required documents may take longer to process.
There are specific quality and formatting requirements when scanning documents.

[Expand all](#) [Collapse all](#)

0 attachments received of 60 maximum.

Required

Travel Document 0 Received

Add documents

Document Type	Description	File names
Passport	Copy of Passport	Choose Files No file chosen
DB Kopii.jpg		
Attach		

[Print](#) | [Go to my account](#) [Next](#)

Klikk deretter på 'Next'

Vil du laste opp flere
dokumenter gjør du det
samme som tidligere, ellers
klikker du bare på 'Next'

Required

Travel Document 1 Received

Add documents

Document Type	Description	File names
Please select a value...		Choose Files No file chosen

Document Type	File Name	Date Received	Action
Passport		12 Oct 2023	Delete

[Print](#) | [Go to my account](#) [Next](#)

Klikk på 'Next'

Send inn søknaden din ved å
klikke på 'Submit'

Application for an eVisitor

Transaction Reference Number (TRN):

Submit Application

This application is now ready to submit. You can submit it now or return to your account and submit it at a later date.

Your application will not be processed until after it is submitted.

[Verify Email](#)

The email address below was specified as the address for all communication about this application:

This address has not been verified by the email account holder.

You can request a [new verification email](#).

[Submit Now](#)

[Print](#) [Go to my account](#)

Payment confirmation

Your application has been submitted. No payment is required. Your Reference Number is

[Print Tax Invoice](#)

[Next](#)

Søknaden din er nå sendt inn og du har
fått et 'Reference number'
Klikk på 'Next'

Gå inn på e-posten din og bekreft e-
postadressen din. Når det er gjort
kommer du til å motta en e-post med ditt
godkjente 'eVisitor' til Australia.

Thank you for choosing to create an ImmiAccount.

You must now confirm your email address using the following link:

<https://online.immi.gov.au>

Email confirmed

[Success](#)

Your email address has been confirmed.

You can access the [Department of Home Affairs homepage](#)