

Thailand Pass

<https://tp.consular.go.th/>

De thailandske myndigheder kræver at alle turister, som ankommer med fly til Thailand, skal registrere sig inden ankomst til landet. Formularen som skal udfyldes, findes ved linket

Ved ankomst med fly til Thailand, vælger du 'Air Travel'

THAILAND PASS

กรุณาเลือกประเภทการเดินทางเข้าประเทศ

Please select type of travel into the country

เดินทางทางอากาศ
Air Travel

เดินทางทางบก
Land Travel

Data Privacy and Management

CAAT
กรมการกงสุลต่างประเทศ
กระทรวงการต่างประเทศ

DGA

From 1 May 2022, travelers entering Thailand by air will be subject to new entry measures, as follows;

Fra 1. Maj 2022 skal du, hvis du er

Fuldt Vaccineret:

- Registrere dig på Thailand Pass
- Vedhæfte en kopi af dit pas og dit coronapas.
- Vedhæfte en kopi af din rejseforsikring.

Ikke Vaccineret:

- Registrere dig på Thailand Pass
- Vedhæfte din negative PCR test, taget indenfor 72 timers før afrejse.
- Vedhæfte en kopi af dit pas.
- Vedhæfte en kopi af din rejseforsikring.

1. Fully Vaccinated Persons must :


- Register on Thailand Pass
 - Attach required documents including passport, certificate of vaccination
 - Attach proof of insurance with at least 10,000 USD coverage for medical treatments in Thailand (for non-Thais only)
- (COVID-19 test, both prior to and after arriving in Thailand, is no longer required)

2. Unvaccinated / Not Fully Vaccinated Persons

(Option 1 - Exemption from quarantine) Travelers with a negative RT-PCR test result issued within 72 hours before traveling must :


- Register on Thailand Pass
 - Attach required documents including passport, and COVID-19 RT-PCR test result issued within 72 hours before traveling (must attach on Thailand Pass only)
 - Attach proof of insurance with at least 10,000 USD coverage for medical treatments in Thailand (for non-Thais only)
- (Any COVID-19 test after arriving in Thailand is not required)

Tryk på 'Begin Registration'
for at registrere dig.



ระบบลงทะเบียนขอรับหนังสือรับรอง
การเดินทางเข้าประเทศไทย (ทางอากาศ)
Registration System for Entering Thailand (for air travel only)

Begin Registration



Report your symptom

You may have been exposed to Monkeypox before arriving Thailand.

English

ตรวจสอบสถานะลงทะเบียนและแก้ไขข้อมูลการลงทะเบียน

Check your request status and edit your submission

ไทย

English

Er du færdigvaccineret eller rejser med en negativ PCR test, så skal du vælge **'Select'**



Registration System for Entering Thailand (for air travel only)

FOR NON-THAI NATIONALS

Choose a plan that's right for you

Travelers entering Thailand without Thailand Pass will be liable to legal measures as stipulated by the relevant laws and must strictly follow the instructions given by the Thai authority.

No Quarantine (ไม่กักตัว)

Conditions

- ✓ Travel from a port of departure in any country / territory
- ✓ Fully vaccinated against COVID-19 no less than 14 days before travelling
- ✓ Or have a COVID-19 RT-PCR or Professional Antigen test result issued no more than 72 hours before departure (attach on Thailand Pass only) (If unvaccinated / not fully vaccinated)

Documents

- ✓ Passport
- ✓ Thai Visa (if required)
- ✓ Certificate of Vaccination
- ✓ Or COVID-19 RT-PCR or Professional Antigen test result issued no more than 72 hours before departure (If unvaccinated / not fully vaccinated)
- ✓ Insurance with minimum coverage of 10,000 USD (not required for Thai nationals / foreign residents in Thailand can use social security or certificate from their employer)

Insurance is required

[List of Recommended Insurance](#)

Select

Har du læst reglerne for Covid-19 i Thailand, så sætter du flueben i **boksen** og vælger **Confirm**

Compliance with disease prevention measures of the Government of Thailand

I acknowledge and accept that, upon my arrival and during my stay in Thailand:

1. I shall be subject to entry screening measures for respiratory symptoms and temperature measurement for fever at the Port of Arrival through which I am entering Thailand.
2. I shall present the required documents (Thailand Pass QR Code) to the relevant Thai authority at the Port of Arrival through which I am entering Thailand.

I certify that all the information declared above is true to my knowledge and give consent to the Ministry of Foreign Affairs of Thailand to collect my personal information in order to coordinate with the concerned agencies for the purpose of screening and facilitating my travel to Thailand.

I declare that I have understood all that is stated above and shall strictly abide by them, and shall comply with the provisions under relevant Regulations issued under Section 9 of the Emergency Decree on Public Administration in Emergency Situations B.E. 2548 (2005) and any other disease prevention measures prescribed by the Government of Thailand, acknowledging that failure of such compliance may lead to consequences and penalties under the laws and regulations of Thailand.

I hereby certify that all information provided to Thailand Pass is true, accurate and complete. I also understand that any false information may result in the denial or revocation of my Thailand Pass QR code.

Confirm

Registration System for Entering Thailand (for air travel only) FOR NON-THAI NATIONALS

Travel Plan

Afrejseland

Departure from country / area

Select

Other visited countries within 14 days before arrival

+ Add more

Ankomst lufthavn, ex. Suvarnabhumi
Airport (BKK)

First Arrival Port in Thailand (City)

Select

Flynummer ved ankomst

Flight Number (Arrival Thailand)

Ankomstdato

Date of Arrival

YYYY-MM-DD (A.D.)

Register

Tryk på **Confirm**, hvis du acceptere og godkender, at myndighederne i Thailand holder på dine oplysninger i mindst 60 dage og at dine afgivet oplysninger er korrekte

Compliance with disease prevention measures of the Government of Thailand

'I' refers to the Applicant

By clicking "confirm," I consent to provide my personal data in the Thailand Pass registration to be kept, processed and disclosed by the Ministry of Foreign Affairs of Thailand to other concerned governmental agencies and their designated personnel for the period of at least 60 days for the sole purpose of processing and verifying information, future implementation of government's measures and public administration, and/or confirming identity and/or verifying qualifications of the applicant traveling to and entering Thailand.

I acknowledge that I have read, and hereby consent to abide by the terms and conditions of Thailand Pass registration. I certify that, to the best of my knowledge or belief, I have given all true information. If false information is given, I understand that the concerned governmental agencies of Thailand may deny and prohibit my travel to Thailand, and if required, proceed to take legal actions as required by Thai law.

****Remarks: Applicant acknowledges that if he/she does not agree and consent to the terms and conditions above, he/she cannot register for the Thailand Pass.**



Confirm

Registration System for Entering Thailand (for air travel only) FOR NON-THAI NATIONALS

Personal Vaccination Insurance Other

Personal Information

Titel	<input type="text" value="Select"/>	Given name (English)	<input type="text"/>
Mellemnavn	<input type="text"/>	Family name (English)	<input type="text"/>
Nationalitet	<input type="text" value="Select"/>	Date of birth	<input type="text" value="YYYY-MM-DD (A.D.)"/>
Emailadresse	<input type="text"/>	Confirm Email	<input type="text"/>
Beskæftigelse	<input type="text"/>	Mobile number	<input type="text" value="+"/>

Fornavn
Efternavn
Fødselsdato
Emailadresse igen
Mobilnummer

Vælg Passtype
Alm. Pas = Ordinary Passport

Indtast
Pasnummer

The screenshot shows a web form for applying for a Thailand Pass. The form is titled "Passport" and contains the following elements:

- Type of passport:** A dropdown menu with "Ordinary Passport" selected. A red arrow points to this dropdown.
- Passport number:** An empty text input field. A red arrow points to this field.
- Attachment (photo of passport information page):** A section with the text "jpg, jpeg, png, pdf (5 MB)" and an upload icon. A red arrow points to this section.
- Information of dependent children (under 18 years old):** A section with an "Add more" button. A red arrow points to this button.
- Navigation:** "Back" and "Next" buttons at the bottom. A red arrow points to the "Next" button.

Upload et billede af dit pas.

Børn under 18 registreres her

For at komme videre, tryk **Next**

Personal

Vaccination

Insurance

Other

Information of Latest Dose of Vaccination or PCR / Antigen Test Result or Recovery Certificate

Passengers travelling to and entering Thailand have to be vaccinated with the vaccines approved by Thailand or by the World Health Organization (WHO) or other vaccines as allowed by the Ministry of Public Health of Thailand, no less than 14 days prior to their travels.

Information of Latest Dose of Vaccination or PCR / Antigen Test Result or Recovery Certificate

Recovery Certificate with Date of First Positive Test Result within 90 Days

Information

Select

Date of Latest information

YYYY-MM-DD (A.D.)

Upload Certificate

jpg, jpeg, png, pdf (5 MB)

Upload QR Code (if any)

jpg, jpeg, png (5 MB)

Add more information

I hereby consent the Thailand Pass System to collect and keep my vaccination record for the period of one year effective from the date of my last vaccination dosage as I have declared in this registration for the purpose of my next travel into Thailand

Back

Next

Vælg navnet på din vaccination

På sundhed.dk kan du hente og gemme dit coronapas for COVID-19 vaccination. Vedhæft dit coronapas for din sidste vaccine.

Vedhæft en QR-kode for at få et hurtigere svar fra Thailand Pass.

Dato for din sidste vaccination

Vælg den provins, du skal bo i

Angiv den adresse, hvor du skal bo

Vedhæft dit forsikringsbevis, dokumentet skal være på engelsk

Sæt kryds ved, at du er medvidende om, at din forsikring dækker mindst 10.000 USD og alle medicinske udgifter relateret til COVID -19, og at du vil være fuld ansvarlig for alle medicinske udgifter, som ikke dækkes af forsikringsselskabet.

Klik på 'Next'

The screenshot shows the 'Insurance' tab of the Thailand Pass application. It features a navigation bar with 'Personal', 'Vaccination', 'Insurance', and 'Other' tabs. The 'Accommodation Info' section includes a 'No Quarantine' notice, radio buttons for 'Address in Thailand' (selected) and 'Agoda', a 'Province' dropdown menu, and an 'Address' text input field. The 'Medical Insurance / Proof of Medical Treatment Coverage' section contains a list of requirements, a link to 'Are you covered by insurance in Thailand?', a file upload area for 'Medical insurance documents', and a checkbox for a certification statement. A 'Next' button is located at the bottom right.

Personal Vaccination **Insurance** Other

Accommodation Info

No Quarantine
Travelers entering Thailand from 1 May 2022 under the no quarantine scheme do not have to provide proof of hotel reservation on Thailand Pass

Address in Thailand Agoda

Province
Select

Address

Medical Insurance / Proof of Medical Treatment Coverage

While staying in Thailand, your insurance must cover COVID-19 related cost as below:
- Proof of medical coverage such as medical insurance, letter of guarantee, financial statement
- Medical expense coverage of 10,000 USD minimum.
- Your insurance policy must be valid for the entire duration of your stay in Thailand.

[Are you covered by insurance in Thailand?](#)

Medical insurance documents
jpg, jpeg, png, pdf (5 MB)


I certify that my insurance policy provides at least 10,000 USD coverage for all medical expenses related to the treatments of COVID-19, including but not limited to treatments in hospital, hospital, hotel isolation and other treatment.
I agree that I will be fully responsible for all medical expenses not covered by my insurance policy without any exception.

Next

Personal Vaccination Insurance Other

Additional Documents (if any)

Attach your additional documents for consideration such as Surname Change Registration Certificate, Medical Certificate or other documents in PDF format, not more than 3 files

Additional documents (not more than 3 files)
jpg, jpeg, png, pdf (5 MB) 

Back Next

Har du andre dokumenter, du gerne vil vedhæfte, så kan det gøres her.

Hvis ikke, så tryk på **'Next'**

Når du har trykket **'Next'**, så læser du dine oplyste informationer igennem, inden du trykker på **'Submit'**

Du er nu færdig og har udfyldt hele formularen og fået en "access code" En bekræftelse vil blive sendt til din mailadresse. Mailen kommer fra thpass@tp.consular.go.th, hvor du får bekræftet, at "Thailand Pass System" har modtaget din formular.

Du anvender din "access code", hvis du vil tjekke status eller opdatere information. Skriv koden ned, så du har gemt den.

Du vil modtage endnu en bekræftelse, hvor du får din QR-kode indenfor 7 arbejdsdage. I nogle tilfælde modtager man sit certifikat med QRkoden lige efter registrering.

Vær opmærksom på, at mailen kan ende i mappen med "uønsket mail".



Success

Please use this access code to check your status, and update your information. Keep this secret to others

68 [REDACTED]

Please remember this Access code for logging in.

After the verification process has been completed. You will receive the approval and certification from Thailand Pass by QR Code for traveling to Thailand via registered e-mail.

OK

Når du har modtaget din QR-kode pr. mail fra Thailand Pass, vil du modtage en vedhæftet PDF med dine personlige oplysninger.

VIGTIGT! Som rejsende er du selv ansvarlig for at have udfyldt indrejseformularen korrekt og rettidigt inden afrejse. Hvis du ikke har udfyldt indrejseformularen, vil du blive nægtet indrejse i landet og vil derfor allerede i afrejseflythavnen blive nægtet ombordstigning. I dette tilfælde er det ikke muligt at få refunderet rejsen.



THAILAND PASS

Name Name



Arrival Date

Thailand Pass ID