



Welcome to ArriveCAN

Speed up your arrival process in Canada and spend less time with border and public health officers. Use ArriveCAN to provide mandatory travel information on and after your entry into Canada. Help contain COVID-19 and keep Canadians safe and healthy.


Get started

▶ Report a problem or mistake on this page

🔗 Share this page



For at starte udfyldelsen af ArriveCAN, venligst tryk på 'Get started'





MENU ▾

GET HELP

ArriveCAN Privacy Statement

Your Personal Information

ArriveCAN app permissions

If you are submitting information in the ArriveCAN mobile app, the app may ask permission to use the device's camera to scan the machine readable zone (MRZ) of your travel document. This makes it easier to provide travel document details in ArriveCAN. Use of the

Should you require assistance finding the contact information for your embassy or consulate, please go to:

<https://www.international.gc.ca/protocol-protocole/rep.aspx?lang=eng>

To find resources to assist you with obtaining legal counsel or consular assistance, call: 1-833 784-4397 (7 a.m. to Midnight Eastern Canadian Time, 7 days a week) or talk to a Government Official at the border.

Next >

Her kan du læse hvordan og hvilke regler gælder ved ArriveCAN.

Når alt er læst igennem, vælger du 'Next' nederst på siden.





MENU ▾

GET HELP

Har du et login til siden,
taster du din emailadresse
og password i felterne til
højre.

Sign in to ArriveCAN

* Email address (required)

* Password (required)



Forgot password? [Reset password](#)

Don't have an account? [Create an account](#)

Har du ikke et login, så vælger
du 'Create an account'



MENU ▾

GET HELP

Create an account on ArriveCAN

*** Email address (required)**

Enter email address



Emailadresse

*** Confirm email address (required)**

Confirm email address



Emailadresse igen

*** Password (required)**

Your password must be at least 8 characters long, with an upper and lower case letter, a numeric digit and a symbol.

Enter password



Kodeord

*** Confirm password (required)**

Confirm password



Kodeord igen

Create account


Har du ikke et login, så registrerer dig med din emailadresse og et kodeord du selv vælger.

Kodeordet skal indeholde et stort bogstav, et tal og et symbol.

Når alt er indtastet, vælger du 'Create account'




Når du har indtastet en emailadresse og et kodeord, så vil du modtage en email med verificeringskode, som skal indtastes i feltet til højre. Derefter trykker du på 'Verify'

Government
of CanadaGouvernement
du Canada

Search Canada.ca



MENU ▾

GET HELP 

Verify your account

Privacy and security is our top priority. Please confirm your account by entering the verification code sent to your email db@albatros.dk

* Verification code (required)

Verify

Didn't get a code? [Resend code](#)

Signed up with the wrong address? [Start over](#)




MENU ▾

GET HELP ↗

SIGN OUT

For at oprette en konto, skal du have dit pas, Coronapas og informationer vedr. din rejse klar.



Når du er klar, så vælger du 'Next'



Create an account on ArriveCAN

Add your travel document and vaccine information to make future submissions quicker. You can edit, delete and add additional travellers at any time. Once you've successfully registered a traveller, you will need to complete your ArriveCAN form.

Here's what you'll need:

1 Travel document

Register a travel document e.g. passport, NEXUS card, Permanent Resident card, etc.

2 Proof of vaccination

Upload proof of vaccination

3 Start your ArriveCAN form

Submit your travel and quarantine information, and obtain an ArriveCAN e-receipt prior to entry into Canada

Next >

[I'll do it later](#)

Entry into Canada travel form

0% complete

Reason for travel

[COVID-19 travel: Checklists for requirements and exemptions](#)*** What best describes you or your primary reason for entering Canada? (required)**

If you are including other people in your submission, all travellers must have the same reason for entering Canada. If you are a Canadian citizen or have right of entry and you're travelling for exempt essential reasons, select "Work/employment or essential reasons".

- Canadian citizens and others with a right of entry**
These people can always enter Canada: Canadian citizens, permanent residents, or a person registered under the *Indian Act*.
- Work/employment or essential reasons**
- Discretionary/optional travel**
Foreign nationals who intend to enter Canada for visits, weddings, leisure, tourism, recreation, fishing, or other optional reasons.
- Study (international student)**
A foreign national who holds a study permit to study in Canada, whose study permit was approved or who is entitled to apply for a study permit at the port of entry.
- Compassionate entry**
Foreign nationals who have approval to enter Canada to provide support to a Canadian citizen, permanent resident, temporary resident, protected person, or person registered under the *Indian Act* who is deemed to be critically ill or requiring support by a health care practitioner, or to attend a funeral or end-of-life ceremony.
- Family reunification**
Foreign nationals who intend to enter Canada to reunite with or to accompany an immediate or extended family member. For further information and requirements, see [uniting with family members](#).
- Other**

Next >

Årsagen til dit besøg i Canada?
Er du turist, vælger du
'Discretionary/optional travel'




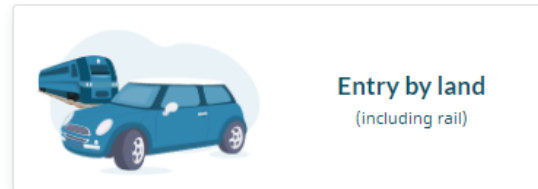
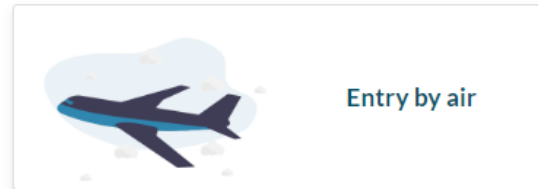
Entry into Canada travel form

7% complete



How are you entering Canada?

Select from one of the 3 options:



Hvordan ankommer du til Canada, med fly, bil/bus eller skib? Vælg en af dem

Gå tilbage til forrige side



Back

Start over



Start forfra



MENU ▾

GET HELP

SIGN OUT

Entry into Canada travel form

10% complete



COVID-19 test on arrival

Air travellers, please note the following:

On arrival to Canada, you may be required to take a COVID-19 test. [You are asked to register in advance for your COVID-19 test](#). Pre-registration will speed up your testing experience.

Travellers selected for testing must complete their arrival test as soon as possible. Follow any other instructions provided. More information on arrival testing is available at [COVID-19: Travel, testing and borders](#).

Next >

Back

Start over

Ved ankomst til Canada, kan du blive udvalgt til at tage en Covid-19 test.

Tryk 'Next' for at fortsætte udfyldelsen af ArriveCAN

Gå tilbage til forrige side

Start forfra

MENU ▾

[GET HELP](#)
[SIGN OUT](#)

Entry into Canada travel form

13% complete

Enter your flight information

Enter the details of your planned arrival to Canada **within the next 72 hours (3 days)**. If your trip is not within the next 72 hours, come back and complete your submission later.

[See the list of airports](#)

Vælg det land din rejse starter fra
Lufthavnen du ankommer til i Canada

Vælg luftfartselskabet du flyver med

Ankomstdato

Ankomsttid

Vælg 'Next'

Gå tilbage til forrige side

*** Country of original departure (required)**
This is the last country you stayed in or visited prior to your flight to Canada

*** Arrival airport (required)**
Enter and/or search and select arrival airport

*** Airline (required)**
Enter and/or search and select airline

*** Flight number (required)**
Enter your flight number

*** Date of arrival (required)**
Note: Date of arrival must be between 2022-04-25 and 2022-04-29

Year (YYYY) Month (MM) Day (DD)

2022 4 Day

*** Time of arrival (required)**

Hour (HH) Minute (MM) AM/PM

Select Select Select

Next >

Flynummer

Start forfra



MENU

GET HELP

SIGN OUT

Entry into Canada travel form

22% complete

Enter your contact information

Please provide your primary telephone number where you can be reached while in Canada.

* Primary phone number (required)

* Primary phone number type (required)

Secondary phone number

Secondary phone number type

* What is your official language of choice? (required)

English

French

Next >

Indtast dit telefonnummer

Vælg om det er privat, mobil
eller arbejdsnummerHvilket sprog foretrækker
du, engelsk eller fransk

Vælg 'Next'

Gå tilbage til forrige side

Back

Start over

Start forfra

Entry into Canada travel form

25% complete


Privacy notice - Saved traveller

While the information provided in the ArriveCAN app is mandatory, you have the option to save some elements of your personal information in a voluntary Saved Traveller Profile, if you have planned travel to Canada in the near future. This information may be voluntarily provided electronically and saved to your profile prior to entry to Canada.

The personal information you voluntarily provide for the Saved Traveller Profile is governed in accordance with the *Privacy Act* and is collected pursuant to the *Quarantine Act* and the Emergency Orders made under it, the Quarantine Program (authorized under the *Quarantine Act*), and for programs or activities of the Public Health Agency of Canada authorized by the *Quarantine Act* and/or section 4 of the *Department of Health Act*.

Providing your personal information for a voluntary Saved Traveller Profile is only to facilitate your upcoming and subsequent planned entries to Canada so you do not have to enter this information each time you make a new mandatory submission.

When you use the mobile app functionality, your personal information is stored on your mobile device and not provided to the government until an ArriveCAN submission is made. If you are using the web functionality, your information is stored in the cloud. Your personal information is then encrypted and transmitted securely to, and retained by, the Canada Border Services Agency (CBSA).

In line with requirements under the *Privacy Act*, the CBSA will retain your information for a minimum of two years following its last administrative use. You can delete your Saved Traveller Profile at any time from the mobile app or the web app, but once an ArriveCAN submission has been made the information will be retained by CBSA and transmitted to PHAC in accordance with procedures for all ArriveCAN submissions.

In limited and specific circumstances, your personal information may be used and/or disclosed without consent in accordance with section 7 and subsection 8(2) of the *Privacy Act*.

Refusal to provide information

Using the Saved Traveller Profile is voluntary and there is no consequence if you choose not to create a profile and provide your information for this purpose. Without a Saved Traveller Profile, the information will need to be re-entered into ArriveCAN each time a mandatory submission is required for entry to Canada.

Your rights under the *Privacy Act*

In addition to protecting personal information, there is a right to request access to and request correction of one's own personal information as provided for under the *Privacy Act* and to file a complaint with the Privacy Commissioner of Canada concerning the handling of your information.

ArriveCAN app permissions

If you are submitting information in the ArriveCAN mobile app, the app may ask permission to use the device's camera to scan the machine readable zone (MRZ) of your travel document. This makes it easier to provide travel document details in ArriveCAN. Use of the camera for this step is voluntary, and you have the option of entering the data manually. ArriveCAN does not retain an image of your travel document. You can revoke permission to use the camera at any time. If you are submitting information on COVID-19 vaccines in the ArriveCAN mobile app, the app may ask for your permission to upload your proof of vaccination documentation from your device's camera and/or local storage. You can revoke permission to use the camera at any time. If submitting in the ArriveCAN web app, the app may ask permission to upload your proof of vaccination documentation from your local storage.

Vælg 'Next'

[Next](#)

Gå tilbage til forrige side

[Back](#)

[Start over](#)

Start forfra

Entry into Canada travel form

28% complete

Add traveller

Vælg 'Passport'
Vælg hvilket land passet er udstedt

Vælg 'Passport'

Skriv dit efternavn

Skriv dit fornavn(e)

Vælg din fødselsdato
År / Måned / Dag

Vælg 'Next'

Gå tilbage til forrige side

* Document type (required)
Passport

* Country of issue (required)
Country of issue

* Passport number (required)
Passport number

* Surname (required)
Enter your surname

Given names
Enter your given names

* Date of birth (required)
Year (YYYY) Month (MM) Day (DD)
Year Month Day

Next >


Back Start over ← Start forfra

Entry into Canada travel form

31% complete 

COVID-19 proof of vaccination

* Will you provide proof that you are fully vaccinated against COVID-19? (required)

 You may need to be fully [vaccinated against COVID-19](#) to be eligible to enter Canada. Your vaccination status may determine applicability of [certain border measures](#) and will be confirmed at the border by a Canadian government official.

No Yes

Next 

Back

Start over

Vil du dokumentere, at du er fuldt vaccineret? Nej/No eller Ja/Yes


Vælg 'Next'

Gå tilbage til forrige side

Start forfra



MENU ▾

GET HELP 

SIGN OUT

Entry into Canada travel form

34% complete

COVID-19 proof of vaccination

David Ove Bak

* Which COVID-19 vaccine did you receive for your first dose? (required)

* In which country did you receive your first dose of the COVID-19 vaccine? (required)

Travellers who received their COVID-19 vaccine at a Canadian embassy abroad should select "Canada".

* Date of your first COVID-19 vaccine dose (required)

Year (YYYY) Month (MM) Day (DD)

Hvilken vaccine var den første du fik?

I hvilken land fik du din første vaccine?

Hvilken dato fik du din første vaccine?
År / Måned / Dag

Vælg 'Next'

Gå tilbage til forrige side

Start forfra

Har du modtaget 2. Vaccine? →

* Have you received a second dose of the COVID-19 vaccine? (required)

No

Yes

Hvilken vaccine var den anden du fik? →

* Which COVID-19 vaccine did you receive for your second dose? (required)

I hvilken land fik du din anden vaccine? →

* In which country did you receive your second dose of the COVID-19 vaccine? (required)

Travellers who received their COVID-19 vaccine at a Canadian embassy abroad should select "Canada".

Hvilken dato fik du din anden vaccine? →

* Date of your second COVID-19 vaccine dose (required)

Year (YYYY)

Month (MM)

Day (DD)

År / Måned / Dag

Du skal uploade dit coronapas.
Enten uploader du både 1.vaccine og
2.vaccine eller så uploader du kun
2.vaccine.

Upload proof of vaccination

Upload a file/photo (JPG, JPEG, PNG, PDF), or use your phone's camera to take a photo of your vaccination receipt.

Important note on PDF uploads: Please ensure your uploaded file is not password-protected.

You can upload one image containing proof of 2 vaccine doses, or two images each containing a separate vaccine dose.

Bring a paper or electronic copy of your proof of vaccination when you travel and retain it throughout your quarantine period. Your vaccination status will be confirmed at the border by a Canada Border Services Officer.

The proof of vaccination must be in English, French, or a certified translation. If the proof of vaccination is not in English or French, upload the certified translation and bring the official document when you travel.

Image 1




Edit



File uploaded.

Image 2



Vælg 'Next'



Next >

Gå tilbage til forrige side



Back

Start forfra



Start over

Data was successfully sent

Entry into Canada travel form

50% complete

Select travellers for this trip

You may edit existing traveller details and/or add another traveller.

People travelling together with the same purpose of travel and who plan to be at the same location for the full duration of their quarantine period can be listed below (up to 8 travellers) and can enter Canada together using the same ArriveCAN receipt. Exemptions will be confirmed at the time of entry.

Hvis du rejser med andre, så kan du tilføje dem, ved at trykke på 'Add traveller' eller trykker du på 'Next'

Edit

Add traveller

Next

Gå tilbage til forrige side


Start forfra

Entry into Canada travel form

58% complete

Requirements for travel

Be aware that the following requirements may apply to you. Some [exemptions](#) exist. Travel requirements can change with very short notice. For more information, such as boarding requirements, visit the [entering Canada requirements checklist](#).

 Important: please read

COVID-19 testing requirements

- Travellers who qualify as [fully-vaccinated](#) with Government of Canada accepted vaccines and any accompanying children under 12 are no longer required to produce proof of a COVID-19 test result before boarding a flight.
- All other individuals 5 years of age or older must provide proof of a COVID-19 test result before boarding a flight to Canada (with limited exceptions)
 - Any of the following test results are valid for entry to Canada:
 - Negative rapid antigen test (RAT) result on a sample taken from a laboratory, healthcare entity, or telehealth service no earlier than the day before the scheduled departure, or
 - Negative molecular (e.g. PCR, NAATs, RT-LAMP) COVID-19 test result on a sample taken no more than 72 hours prior to departure, or
 - Positive molecular (e.g. PCR, NAATs, RT-LAMP) COVID-19 test result on a sample taken between 10 and 180 days prior to departure
 - If you do not have proof, you may be subject to a fine or denied entry to Canada. Certain exceptions apply.
- Travellers who can provide a positive COVID-19 molecular test result taken at least 10 calendar days and no more than 180 calendar days before entering Canada may be exempt from arrival testing

Quarantine requirements

- A suitable quarantine plan is required for 14 days starting on the day of entry to Canada for all travellers except:
 - those who qualify as fully-vaccinated with Government of Canada accepted vaccines
 - those who are medically exempt from COVID-19 vaccinations
 - minors aged 0-11 who are accompanied by a fully-vaccinated adult

Any proof of COVID-19 test results used for entry purposes must be kept for 14 days after entering Canada.

I acknowledge that I, or all the travellers listed in the submission who do not qualify as fully-vaccinated, may be fined or may not be allowed entry to Canada if I/we cannot show proof of a valid COVID-19 test.

 I understand

Next >

Back

Start over

Sæt flueben i 'I understand', hvis du har forstået Covid-19 reglerne.

Vælg 'Next'

Gå tilbage til forrige side

Start forfra

Har du indenfor de sidste 14 dage besøgt andre lande, hvis Ja/Yes, venligst vælg dem i boksen som vises. Tilføj flere lande, hvis det er tilfældet.

Government of Canada / Gouvernement du Canada

Search Canada.ca

MENU

GET HELP | SIGN OUT

Entry into Canada travel form

77% complete

Your travel history

As a traveller coming into Canada, you need to declare all the countries you have visited 14 days prior to your entry.

*** In the last 14 days, did you or anyone travelling with you visit any other countries besides Denmark? (required)**

No Yes

i What is considered visiting a country?
This means that you left the airport, station or your vehicle as opposed to connecting or transiting through.

Next >

Back

Start over


Vælg 'Next'

Gå tilbage til forrige side


Start forfra



MENU ▾

GET HELP 

SIGN OUT

 Data was successfully sent

Last step: Complete this
COVID-19 self-assessment



Next >

Start over

Start forfra

Vælg 'Next' for at færdiggøre
ArriveCAN.

Self-assessment

89% complete


Self-assessment

Please answer the following question:

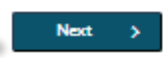
*** Are you or any of the travellers listed on this form experiencing any of the following symptoms? (required)**
Symptoms are defined as:

- Fever and cough
- Fever and difficulty breathing

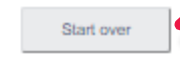
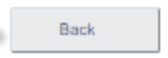
Har du symptomer på feber, hoste eller vejrtrækningsproblemer?
No/Nej eller Yes/Ja




Vælg 'Next'




Gå tilbage til forrige side




Start forfra

 Government of Canada / Gouvernement du Canada

Search Canada.ca 


MENU ▾

GET HELP  SIGN OUT

Self-assessment

93% complete

Submit form




Thank you for filling out your travel information

I acknowledge that the information provided in my form is true to the best of my knowledge. I understand that providing false or misleading information can result in [enforcement actions such as tickets, fines and/or imprisonment](#).

If you are satisfied with your entry, click "Submit" to finish.

Gå tilbage til forrige side Start forfra

Vælg 'Submit' for at indsende formularen.



Government of Canada / Gouvernement du Canada

Search Canada.ca

MENU

GET HELP | SIGN OUT

Data was successfully sent

Your ArriveCAN receipt

Show your QR code receipt prior to boarding your flight / Canada Border Services Officer upon entry. Your receipt will also be emailed to you.

DT8RT5
2022-04-26

Traveller (1)
Discretionary/optional travel

Done

Please print this page and bring it with you when you travel. Print

Start over

Du har nu modtaget en QR-kode. Venligst print den ud og medbring den på rejsen.

Det er muligt at udfylde formularen på Appen. ArriveCAN



Tryk 'Done' for at afslutte

Start forfra