

eVisitor til Australien

Kære Gæst

Inden du/I går i gang med at udfylde formularen, bedes du/I venligst downloade og registrerer dig/jer på 'Authenticator' Appen. Dette gøres på mobilen.

Appen skal bruges i forbindelse med udfyldelse af eVisitor til Australien. Logoet ser ud, som det vises til højre.

Når appen er downloaded og du/I har registreret dig/jer, så kan du/I begynde at udfylde din/jeres eVisitor til Australien.

I venstre hjørne stå, om det er Appen eller computeren I skal bruge til den pågældende side i vejledningen.



Gør jer selv den tjeneste og kig vejledningen igennem, inden I begynder udfylde formularen, så I er klar over, hvad der kræves.

eVisitor til Australien

[Link til eVisitor](#)

Computer

Der skal søges visum til Australien og det skal gøres online. Dette er gratis

Tryk på 'Apply'

The screenshot shows the Australian Government Department of Home Affairs website. The page is titled "Subclass 651 eVisitor" and describes the visa as a way to visit Australia as often as you wish in a 12-month period, staying up to 3 months each time. The page includes a navigation menu, a breadcrumb trail (Home > Visas > Getting a visa > List of all visas), and a main content area with sections for "Stay", "Cost", "Processing times", "With this visa you can", and "You must". A prominent blue "Apply" button is located at the bottom right of the page.

Menu

Australian Government
Department of Home Affairs

Immigration and citizenship

ImmiAccount | Visa Entitlement Verification Online (VEVO) | My Tourist Refund Scheme (TRS)

Home > Visas > Getting a visa > List of all visas

Subclass 651
eVisitor

Visit Australia as often as you wish in a 12-month period. Stay up to 3 months each time you enter Australia.

Overview | About this visa | Eligibility | Step by step | When you have this visa

Stay
Up to 3 months at a time

Cost
Free

Processing times

With this visa you can

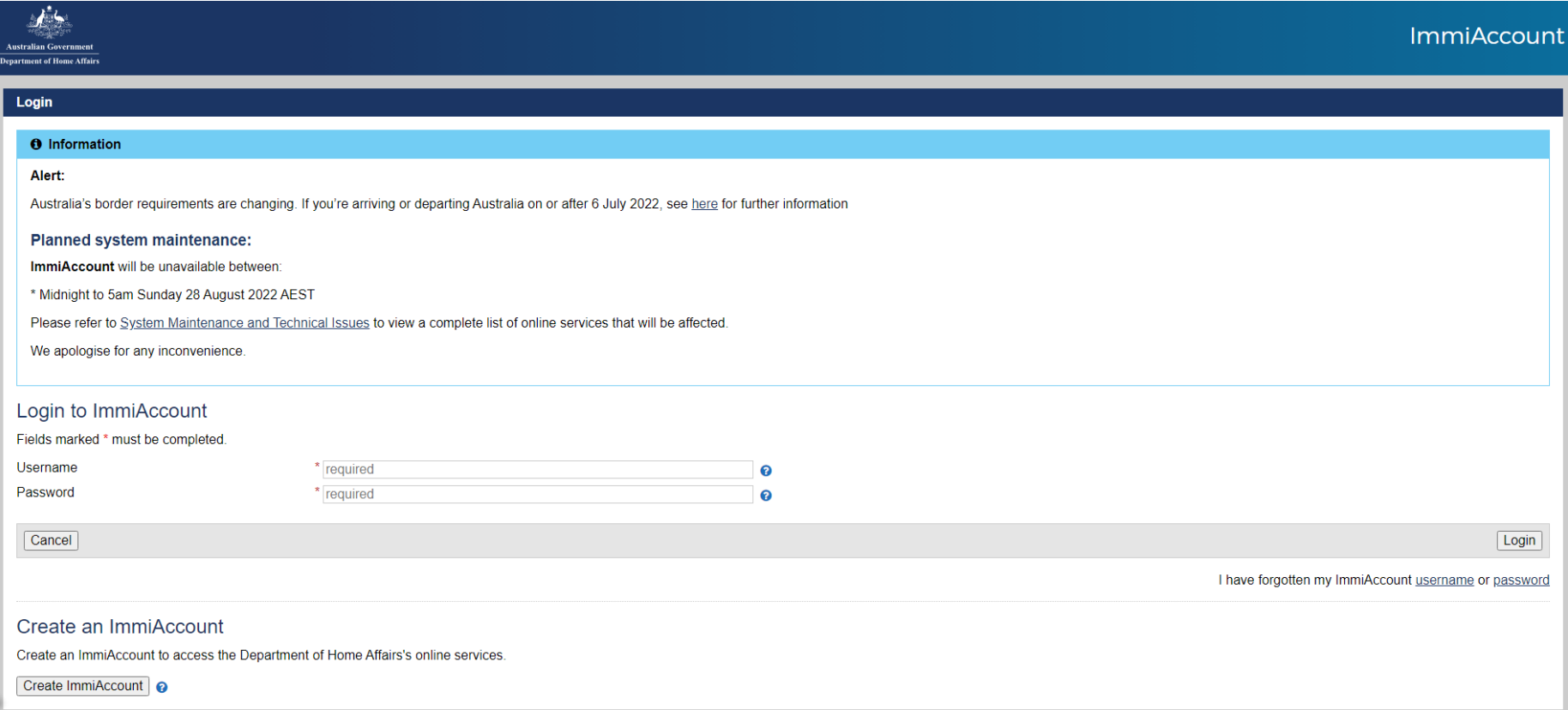
- visit family or friends
- cruise or have a holiday
- undertake business visitor activities
- study or train for up to 3 months, in some categories

You must

- apply from outside Australia
- hold a passport from a particular country

Apply

For at starte søgningen af Visa til Australien, så skal du oprette dig, ved en ImmiAccount.



The screenshot shows the ImmiAccount login page. At the top left is the Australian Government logo and 'Department of Home Affairs'. At the top right is 'ImmiAccount'. Below the header is a 'Login' section. It contains an 'Information' box with an 'Alert' about border requirements and 'Planned system maintenance' for ImmiAccount on August 28, 2022. Below this is the 'Login to ImmiAccount' form with fields for 'Username' and 'Password', both marked as required. There are 'Cancel' and 'Login' buttons. A link for 'I have forgotten my ImmiAccount username or password' is also present. At the bottom is the 'Create an ImmiAccount' section with a 'Create ImmiAccount' button.

Computer

Australian Government
Department of Home Affairs

ImmiAccount

Create an ImmiAccount

Email address
Enter an email address to be used for account notifications - such as password resets.
A verification code will be sent to this email address.
You will need to enter the verification code on the next screen.

Fields marked * must be completed.

Email address *

Når Emailadressen er tastet ind og du har klikket på 'Send Verifacation Code', så skal du tjekke din email og derefter indtaste de 6 tal som du har fået tilsendt på mailen og klik derefter på 'Next'

Computer

Her kan du se et eksempel på, hvad der står i mailen fra myndighederne i Australien og hvor du finder din kode.

ImmiAccount email address verification

Please verify your email address by entering this code into ImmiAccount: **XXXXXX**

If you did not ask for a code, you can ignore this email. Your account is secure and no action is needed.

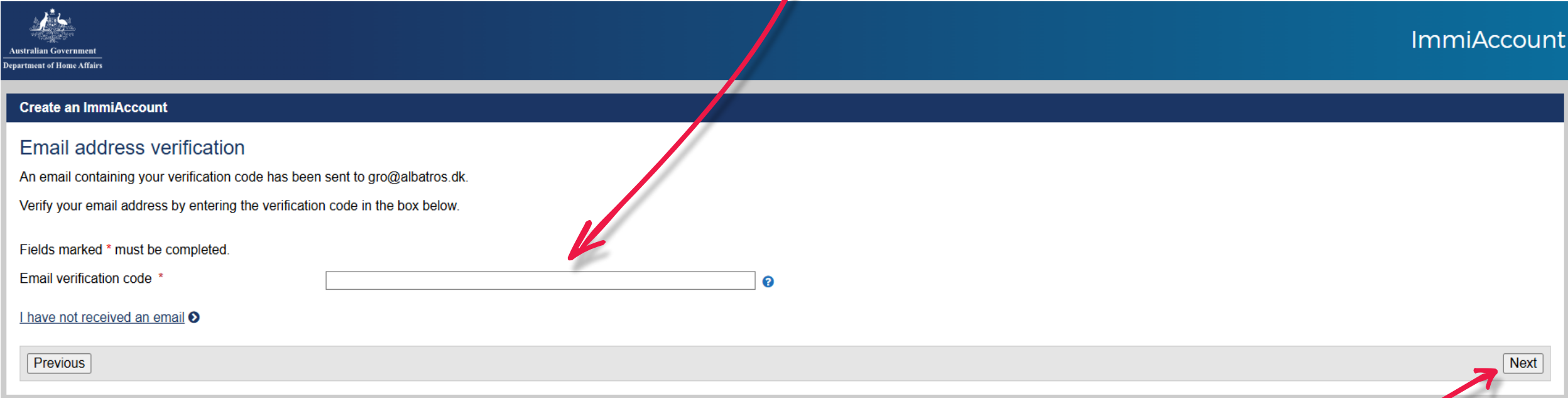
Yours sincerely

Department of Home Affairs

This is a system generated email. Do not reply to this email address as we are unable to respond to enquiries sent to this address. This email was sent to [REDACTED] by the Department of Home Affairs.

Computer

Koden du har fået på mail, skal tastes ind i feltet herunder.



Australian Government
Department of Home Affairs

ImmiAccount

Create an ImmiAccount

Email address verification

An email containing your verification code has been sent to gro@albatros.dk.
Verify your email address by entering the verification code in the box below.

Fields marked * must be completed.

Email verification code *

[I have not received an email](#)

Derefter klikker du på 'Next'

Computer

Australian Government
Department of Home Affairs

ImmiAccount

Create an ImmiAccount

Services Required

Fields marked * must be completed.

What type of online services do you need? *

Individual ?

Organisation (including agents) ?

New User Details

Family name * ?

Given names

Phone *

Mobile phone

Derefter klikker du på 'Next'

Computer

Create an ImmiAccount

Account details

Fields marked * must be completed.

Login details
You can use your email address as a username or enter a different username if you prefer.
After you have created your account you will not be able to change your username.

Username *

Password must be a minimum of fourteen (14) characters **and** include at least one (1) character from three (3) of the four (4) groups below:

- lower-case characters (a-z)
- upper-case characters (A-Z)
- digits (0-9)
- punctuation and special characters (~!@#%&*()_+={}\,?)

New password *

Re-type new password *

Secret questions and answers
Note: you will need to remember the exact answers to these questions if you forget your password.

Question 1 *

Answer 1 *

Question 2 *

Answer 2 *

Question 3 *

Answer 3 *

Declaration

Terms and conditions
[View the ImmiAccount terms and conditions \(opens in a new window\)](#)
 * I accept the ImmiAccount terms and conditions to access the Department of Home Affairs services and agree to an ImmiAccount being created in my name. All details on this form are correct.

Security check
 * I am not a robot

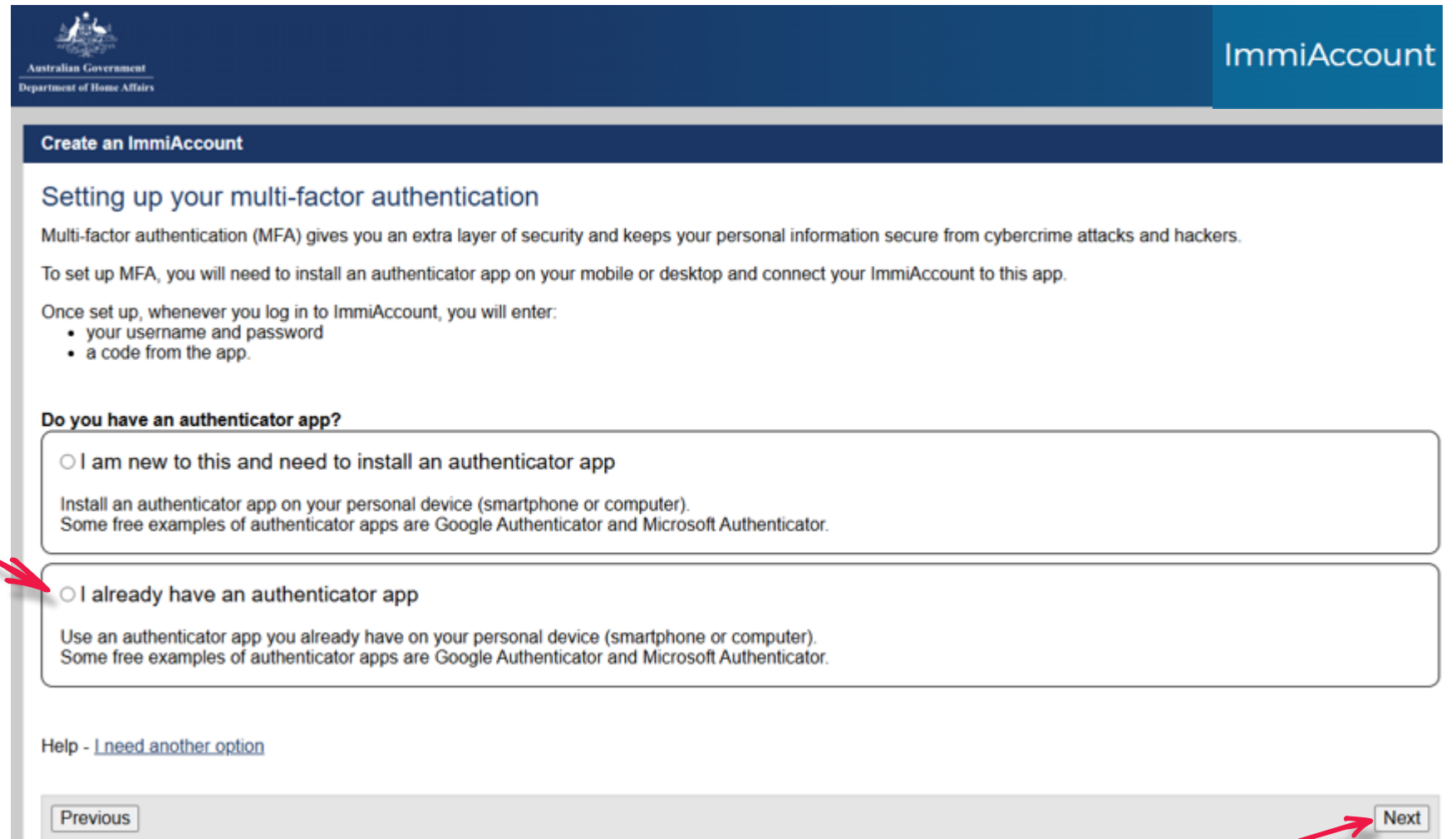
Her skal der laves et brugernavn eller behold din mail som brugernavn.

Der skal laves et kodeord og her er det vigtigt at der er et Stort bogstav, små bogstaver, tal og et tegn som vist til venstre. Husk der skal være minimum 14 karakterer i kodeordet. Kodeordet skal testes 2 gange.

Du skal vælge 3 spørgsmål og selv skrive 3 svar. En god ide, er at noterer alle brugernavne, kodeord, spørgsmål og svar. Det kan bruges, hvis der skal logges ind i på siden igen.

Sæt hak i begge bokse, at du accepterer vilkårene og betingelserne og at du ikke er en robot.

Derefter klikker du på 'Next'



Australian Government
Department of Home Affairs

ImmiAccount

Create an ImmiAccount

Setting up your multi-factor authentication

Multi-factor authentication (MFA) gives you an extra layer of security and keeps your personal information secure from cybercrime attacks and hackers.

To set up MFA, you will need to install an authenticator app on your mobile or desktop and connect your ImmiAccount to this app.

Once set up, whenever you log in to ImmiAccount, you will enter:

- your username and password
- a code from the app.

Do you have an authenticator app?

I am new to this and need to install an authenticator app

Install an authenticator app on your personal device (smartphone or computer).
Some free examples of authenticator apps are Google Authenticator and Microsoft Authenticator.

I already have an authenticator app

Use an authenticator app you already have on your personal device (smartphone or computer).
Some free examples of authenticator apps are Google Authenticator and Microsoft Authenticator.

Help - [I need another option](#)

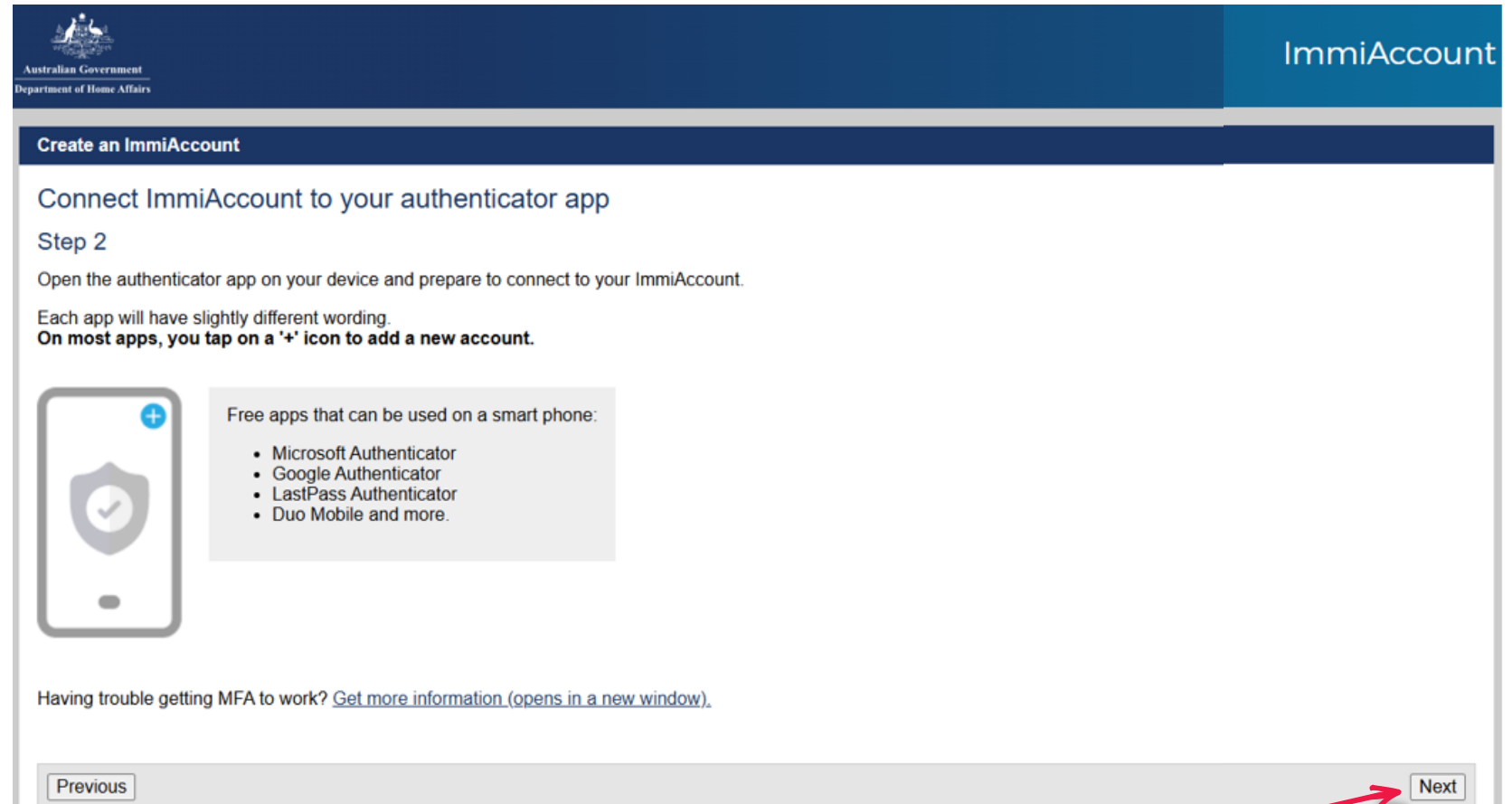
Previous Next

Du har downloaded Authenticator appen på din mobil og vælger, at du allerede har appen.

Derefter klikker du på 'Next'

Computer

Nu åbner du appen på mobilen og gør klar til at scanne QR koden.



Australian Government
Department of Home Affairs

ImmiAccount

Create an ImmiAccount

Connect ImmiAccount to your authenticator app

Step 2

Open the authenticator app on your device and prepare to connect to your ImmiAccount.

Each app will have slightly different wording.
On most apps, you tap on a '+' icon to add a new account.

Free apps that can be used on a smart phone:

- Microsoft Authenticator
- Google Authenticator
- LastPass Authenticator
- Duo Mobile and more.


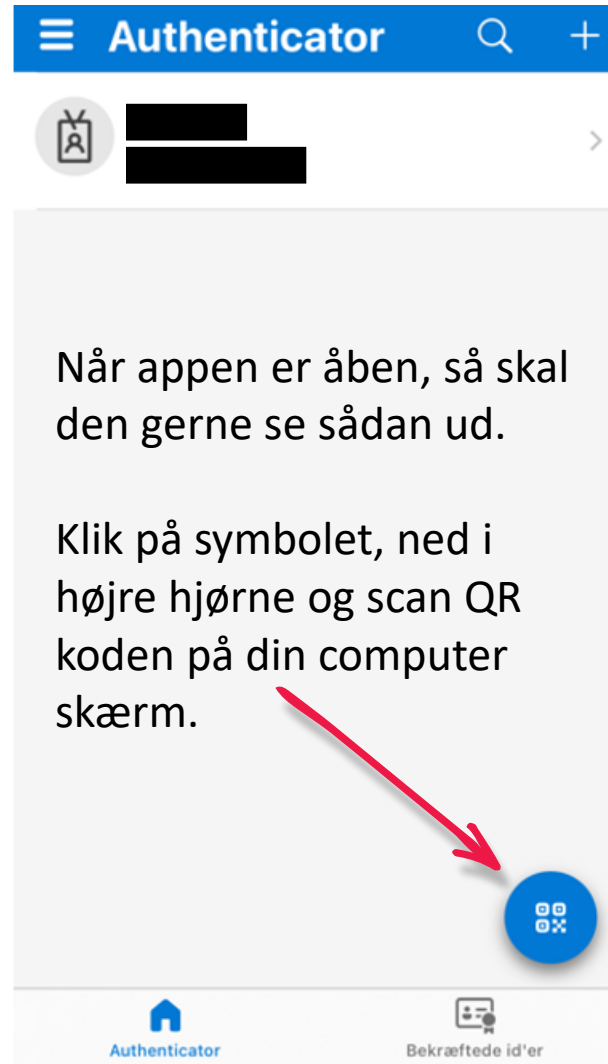
Having trouble getting MFA to work? [Get more information \(opens in a new window\)](#).

Previous Next

Derefter klikker du på 'Next'

App

Authenticator Appen



Computer

Australian Government
Department of Home Affairs

ImmiAccount



Create an ImmiAccount

Scan or enter a code

Step 3

Your app should be asking you to scan a QR code, or enter a shared secret code.

In the app, scan the QR code below.

If you can't scan the QR code, enter the shared secret code below:

Shared secret code: OIFJXVZNTBK6CCMVY3OBAVKKV3Z5S2RC

Previous Next

QR koden som skal scannes, ser således ud på din computer.

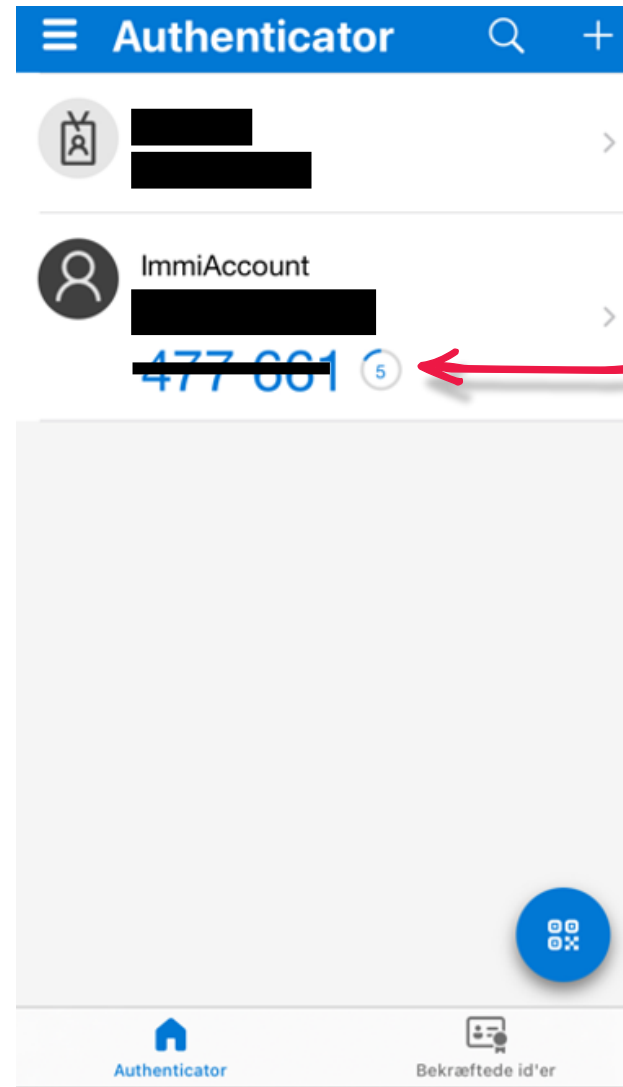
Derefter klikker du på 'Next'

App



Når QR koden er scannet på din computeren, så vil en 6-cifret kode vise sig på mobilen. Den skal tages ind på din computer.

Code *



Der er en tidsbegrænsning på at taste koden ind. Går der for lang tid, så kommer der en ny kode.

Computer

Her tastes kode, som er modtaget på Authenticator Appen.

Australian Government
Department of Home Affairs

ImmiAccount

Create an ImmiAccount


Enter your 6 digit code

Step 4

Fields marked * must be completed.

Enter the 6-digit authentication code from your authenticator app.

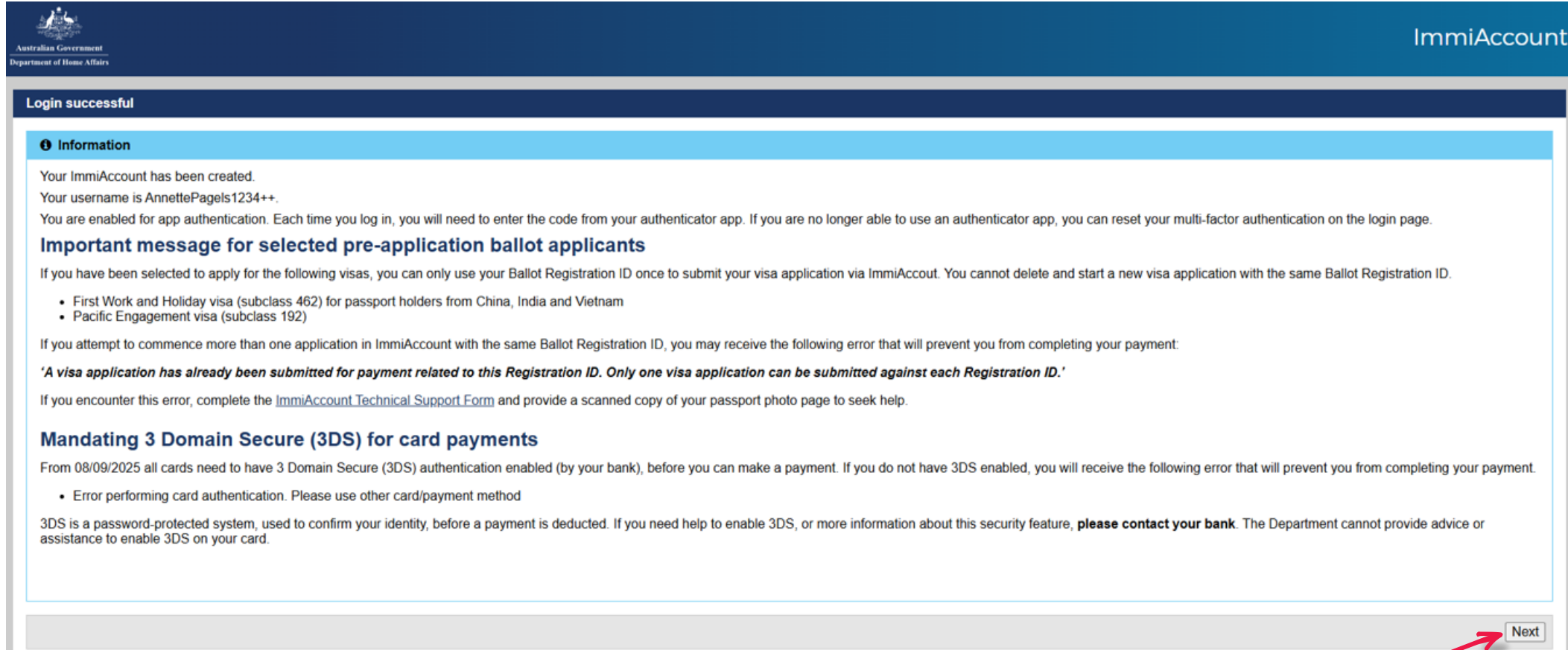
Code *



Having trouble? Choose [another method](#) or [restart](#).

Previous Next

Derefter klikker du på 'Next'



Australian Government
Department of Home Affairs

ImmiAccount

Login successful

Information

Your ImmiAccount has been created.
Your username is AnnettePagels1234++.

You are enabled for app authentication. Each time you log in, you will need to enter the code from your authenticator app. If you are no longer able to use an authenticator app, you can reset your multi-factor authentication on the login page.

Important message for selected pre-application ballot applicants

If you have been selected to apply for the following visas, you can only use your Ballot Registration ID once to submit your visa application via ImmiAccount. You cannot delete and start a new visa application with the same Ballot Registration ID.

- First Work and Holiday visa (subclass 462) for passport holders from China, India and Vietnam
- Pacific Engagement visa (subclass 192)

If you attempt to commence more than one application in ImmiAccount with the same Ballot Registration ID, you may receive the following error that will prevent you from completing your payment:

'A visa application has already been submitted for payment related to this Registration ID. Only one visa application can be submitted against each Registration ID.'

If you encounter this error, complete the [ImmiAccount Technical Support Form](#) and provide a scanned copy of your passport photo page to seek help.

Mandating 3 Domain Secure (3DS) for card payments

From 08/09/2025 all cards need to have 3 Domain Secure (3DS) authentication enabled (by your bank), before you can make a payment. If you do not have 3DS enabled, you will receive the following error that will prevent you from completing your payment.

- Error performing card authentication. Please use other card/payment method

3DS is a password-protected system, used to confirm your identity, before a payment is deducted. If you need help to enable 3DS, or more information about this security feature, **please contact your bank**. The Department cannot provide advice or assistance to enable 3DS on your card.

Next

Derefter klikker du på 'Next'

Computer

Australian Government
Department of Home Affairs

Application for an eVisitor

1/10

[Terms and Conditions](#)
[View Terms and Conditions](#)
[View Privacy statement](#)

I have read and agree to the terms and conditions

[Print](#) [Go to my account](#) [Next](#)

Når du har læst og godkendt regler og vilkår, så sætter du flueben i boksen og trykker derefter 'next'

eVisitor til Australien



Computer

Markér enten Business eller Tourism

Australian Government
Department of Home Affairs

Application for an eVisitor

2/10

Application context

Purpose of stay

Purpose of stay in Australia Business Tourism

[Previous](#) [Save](#) [Print](#) [Go to my account](#) [Next](#)

Tryk derefter 'Next'

Detaljer: Evt. Skriv '2 weeks holiday'

Australian Government
Department of Home Affairs

Application for an eVisitor

2/10

Application context

Purpose of stay

Purpose of stay in Australia Business Tourism

Give details

[Previous](#) [Save](#) [Print](#) [Go to my account](#) [Next](#)

Tryk derefter 'Next'

Application for an eVisitor


















3/10

Applicant

Information: Entering names incorrectly may result in denial of permission to board an aircraft to Australia, or result in delays in border processing on arrival to Australia, even if the applicant has been granted a visa.

Passport details

Enter the following details as they appear in the applicant's personal passport.

Tast efternavn		Family name	<input type="text"/>	
Tast fornavn(e)		Given names	<input type="text"/>	
Vælg køn		Sex	<input type="radio"/> Female <input type="radio"/> Male <input type="radio"/> Other	
Fødselsdato		Date of birth	<input type="text"/>	
Pasnummer		Passport number	<input type="text"/>	
Din nationalitet		Country of passport	<input type="text"/>	
Din nationalitet		Nationality of passport holder	<input type="text"/>	
Udstedelsesdato		Date of issue	<input type="text"/>	
Udløbsdato		Date of expiry	<input type="text"/>	
Myndighed		Place of issue / issuing authority	<input type="text"/>	

It is strongly recommended that the passport be valid for at least six months.

Computer

Har du et visa grant number fra en tidligere application?

Australian visa grant number
Does this applicant have an Australian visa grant number from a previous visa application?
 Yes No ?

Har du et Nationalt ID kort?

National identity card
Does this applicant have a national identity card?
 Yes No ?

By
Stat/Provins
Fødeland

Place of birth ?
Town / City
State / Province
Country of birth

Civil status

Relationship status
Relationship status

Er du kendt under et andet navn?

Other names / spellings
Is this applicant currently, or have they ever been known by any other names?
 Yes No ?

Er du statsborger fra det pas du bruger?

Citizenship
Is this applicant a citizen of the selected country of passport?
 Yes No ?

Er du statsborger fra et andet land?

Is this applicant a citizen of any other country?
 Yes No ?

Har du andre pas eller andre rejsedokumenter fra et andet land?

Other passports or documents for travel
Does this applicant have any other passports or documents for travel?
 Yes No ?

Har du andre identifikations dokumenter fra et andet land?

Other identity documents
Does this applicant have other identity documents?
 Yes No ?

Tryk derefter 'Next'

Computer

Er din postadresse, den samme som bobælsadressen?

Contact details

Country of residence

Landet du bor i? → Usual country of residence

Residential address

Note that a street address is required. A post office address cannot be accepted as a residential address.

Bopælsland? → Country

Bopælsadresse? → Address

By? → Suburb / Town

Stat/Provins → State or Province

Postnummer → Postal code

Postal address

Er din postadresse, den samme som bobælsadressen? → Is the postal address the same as the residential address?
 Yes No

Contact telephone numbers

Enter numbers only with no spaces.

Hjemmenummer → Home phone

Arbejdsnummer → Business phone

Mobilnummer → Mobile / Cell phone

Email address

emailadresse → Email address

Kun tal

Tryk derefter 'Next'

Computer

Kontrollere om oplysningerne er korrekte og tryk derefter 'Yes'

5/10

Critical data confirmation

All information provided is important to the processing of this application.

If the information included on this page is incorrect, it may lead to denial of permission to board an aircraft to Australia, even if a visa has been granted.

Confirm that the following information is correct and that it is in the correct fields.

Family name
Given names
Sex
Date of birth
Country of birth
Passport number
Country of passport

Dine oplysninger

Is the above information correct? Yes No

Previous Save Print Go to my account Next

Tryk derefter 'Next'

Indtast din emailadresse

Transaction Reference Number (TRN): 6/10

Electronic communication

The Department prefers to communicate electronically as this provides a faster method of communication.

All correspondence, including notification of the outcome of the application will be sent to:

Email address

Note: The holder of this email address may receive a verification email from the Department if the address has not already been verified. If the address holder receives a verification email, they should click on the link to verify their address before this application is submitted.

Previous Save Print Go to my account Next

Tryk derefter 'Next'

Venligst svar ja eller nej til de kommende spørgsmål.

Er du nogensinde blevet sigtet for en forbrydelse, der i øjeblikket afventer retslig handling?

Er du nogensinde blevet dømt for en forbrydelse i noget som helst land (inklusiv en dom, der nu er fjernet fra officielle registre)?

Er du nogensinde blevet genstand for en vold eller familievold?

Transaction Reference Number (TRN):

9/10

Character declarations

If the applicant answers 'Yes' to any of the character declarations they must give all relevant details.

If the matter relates to a criminal conviction, provide:

- the date and nature of the offence
- full details of the sentence
- dates of any period of imprisonment or other detention

Has the applicant ever been charged with any offence that is currently awaiting legal action?

Yes No

Has the applicant ever been convicted of an offence in any country (including any conviction which is now removed from official records)?

Yes No

Has the applicant ever been the subject of a domestic violence or family violence order, or any other order, of a tribunal or court or other similar authority, for the protection of another person?

Yes No 

[← Previous](#) [Save](#) [Print](#) [Go to my account](#)

[Next →](#)

Tryk derefter 'Next'

Computer

Transaction Reference Number (TRN):

10/10

Declarations

Warning:

Giving false or misleading information is a serious offence.

The applicants declare that they:

Have read and understood the information provided to them in this application.

Yes No

Have provided complete and correct information in every detail on this form, and on any attachments to it.

Yes No

Understand that if any fraudulent documents or false or misleading information has been provided with this application, or if any of the applicants fail to satisfy the Minister of their identity, the application may be refused and the applicant(s), and any member of their family unit, may become unable to be granted a visa for a specified period of time.

Yes No

Understand that if documents are found to be fraudulent or information to be incorrect after the grant of a visa, the visa may subsequently be cancelled.

Yes No

Understand that if this application is approved, any person not included in this application will not have automatic right of entry to Australia.

Yes No

Will inform the Department in writing immediately as they become aware of a change in circumstances (including change of address) or if there is any change relating to information they have provided in or with this application, while it is being considered.

Yes No

Have read the information contained in the Privacy Notice ([Form 1442i](#)).

Yes No

Understand that the department may collect, use and disclose the applicant's personal information (including biometric information and other sensitive information) as outlined in the Privacy Notice ([Form 1442i](#)).

Yes No

As an applicant:

I understand that if my visa ceases to be in effect and I do not hold another visa to remain in Australia at that time, I will be an unlawful non-citizen under the Migration Act 1958. As such, I will be expected to depart from Australia, and be subject to removal under the Migration Act 1958.

Yes No

[Previous](#) [Save](#) [Print](#) [Go to my account](#)

[Next](#)

Har læst og forstået oplysningerne, der er angivet i denne ansøgning.

Har givet korrekte oplysninger i alle detaljer på denne formular og på evt. vedhæftede dokumenter.

Visummet kan annulleres, hvis der er oplyst falske informationer.

Forstår at hvis denne ansøgning godkendes, vil enhver person, der ikke er inkluderet i denne ansøgning, ikke automatisk have ret til indrejse i Australien.

Vil oplyse evt. ændringer inden afrejse.

Har læst og forstået informationerne.

Udløbet visa, giver myndighederne ret til at udvise dig.

Forstår, at hvis der er blevet medsendt nogen form for svigagtigt dokument eller falske eller vildledende oplysninger med denne ansøgning, eller hvis nogen af ansøgerne ikke kan overbevise ministeren om deres identitet, kan ansøgningen blive afvist og få svært ved at få visum i en periode.

Myndighederne har ret til at bruge dine oplysninger

Tryk derefter 'Next'

Computer

På de næste 4 sider, bedes du kontrollere, at alle opgivet informationer er korrekte. Er der lavet en fejl, bedes du ændre det.

Transaction Reference Number (TRN):

[Review Page](#)

Please check that the information provided is correct before you continue.

[Application context](#)

[Click here to edit the Application context](#)

[Purpose of stay](#)

Purpose of stay in Australia

[Give details](#)

[Applicant](#)

[Click here to edit the Applicant](#)

Information: Entering names incorrectly may result in denial of permission to board an aircraft to Australia, or result in delays in border processing on arrival to Australia, even if the applicant has been granted a visa.

[Passport details](#)

Enter the following details as they appear in the applicant's personal passport.

Family name

Given names

Sex

Date of birth

Passport number

Country of passport

Nationality of passport holder

Date of issue

Date of expiry

Place of issue / issuing authority

It is strongly recommended that the passport be valid for at least six months.

[Australian visa grant number](#)

Does this applicant have an Australian visa grant number from a previous visa application?

No

[National identity card](#)

Does this applicant have a national identity card?

No

[Place of birth](#)

Town / City

State / Province

Country of birth

Relationship status

Relationship status

Other names / spellings

Is this applicant currently, or have they ever been known by any other names?

Citizenship

Is this applicant a citizen of the selected country of passport (DENMARK)?

Is this applicant a citizen of any other country?

Other passports or documents for travel

Does this applicant have any other passports or documents for travel?

Other identity documents

Does this applicant have other identity documents?

Contact details

[Click here to edit the Contact details](#)

Country of residence

Usual country of residence

Residential address

Note that a street address is required. A post office address cannot be accepted as a residential address.

Country

Address

Suburb / Town

State or Province

Postal code

Postal address

Is the postal address the same as the residential address?

Contact telephone numbers

Enter numbers only with no spaces.

Home phone

Business phone

Mobile / Cell phone

Email address

Email address

Critical data confirmation

[Click here to edit the Critical data confirmation](#)

All information provided is important to the processing of this application.

If the information included on this page is incorrect, it may lead to denial of permission to board an aircraft to Australia, even if a visa has been granted.

Confirm that the following information is correct and that it is in the correct fields.

Family name

Given names

Sex

Date of birth

Country of birth

Passport number

Country of passport

Is the above information correct?

Yes 

Electronic communication

The Department prefers to communicate electronically as this provides a faster method of communication.

All correspondence, including notification of the outcome of the application will be sent to:

Email address

Note: The holder of this email address may receive a verification email from the Department if the address has not already been verified.

If the address holder receives a verification email, they should click on the link to verify their address before this application is submitted.

Character declarations

[Click here to edit the Character declarations](#)

If the applicant answers 'Yes' to any of the character declarations they must give all relevant details.

If the matter relates to a criminal conviction, provide:

- the date and nature of the offence
- full details of the sentence
- dates of any period of imprisonment or other detention

Has the applicant ever been charged with any offence that is currently awaiting legal action?

No

Has the applicant ever been convicted of an offence in any country (including any conviction which is now removed from official records)?

No

Has the applicant ever been the subject of a domestic violence or family violence order, or any other order, of a tribunal or court or other similar authority, for the protection of another person?

No

Declarations

[Click here to edit the Declarations](#)

Warning:

Giving false or misleading information is a serious offence.

The applicants declare that they:

Have read and understood the information provided to them in this application.

Yes

Have provided complete and correct information in every detail on this form, and on any attachments to it.

Yes

Understand that if any fraudulent documents or false or misleading information has been provided with this application, or if any of the applicants fail to satisfy the Minister of their identity, the application may be refused and the applicant(s), and any member of their family unit, may become unable to be granted a visa for a specified period of time.

Yes

Understand that if documents are found to be fraudulent or information to be incorrect after the grant of a visa, the visa may subsequently be cancelled.

Yes

Understand that if this application is approved, any person not included in this application will not have automatic right of entry to Australia.

Yes

Will inform the Department in writing immediately as they become aware of a change in circumstances (including change of address) or if there is any change relating to information they have provided in or with this application, while it is being considered.

Yes

Have read the information contained in the Privacy Notice ([Form 1442i](#)).

Yes

Understand that the department may collect, use and disclose the applicant's personal information (including biometric information and other sensitive information) as outlined in the Privacy Notice ([Form 1442i](#)).

Yes

As an applicant:

I understand that if my visa ceases to be in effect and I do not hold another visa to remain in Australia at that time, I will be an unlawful non-citizen under the Migration Act 1958. As such, I will be expected to depart from Australia, and be subject to removal under the Migration Act 1958.

Yes

[← Previous](#) [Save](#) [Print](#) [Go to my account](#)

[Next →](#)

Tryk derefter 'Next'

Her skal du vedhæfte rejsedokumenter. En paskopi er nok. Du må max vedhæfte 60 dokumenter.

Computer

Help and Support ▾

Application for an eVisitor

Attach documents

Transaction Reference Number (TRN)

Attach the documents listed below then click Next to pay for and submit the application.

If you choose to submit the application without attaching all required documents, you will need to provide a reason.

Applications submitted without all the required documents may take longer to process.

There are specific [quality and formatting](#) requirements when scanning documents.

Expand all Collapse all

0 attachments received of 60 maximum.

Required

- Travel Document 0 Received

Print > Go to my account

Next

Tryk derefter 'Next'

Tryk på plusset

Vælg evt. paskopi

Beskrivelse af dokumentet, evt. copy of passport

Upload dit dokument

Required

- Travel Document 0 Received

Add documents

Document type	Description	File names
Please select a value...		Choose Files No file chosen

Print > Go to my account

Next

Tryk derefter 'Next'

Computer

Tryk på 'Attach' for at vedhæfte dit dokument

Attach documents
Transaction Reference Number (TRN):
Attach the documents listed below then click Next to pay for and submit the application.
If you choose to submit the application without attaching all required documents, you will need to provide a reason.
Applications submitted without all the required documents may take longer to process.
There are specific [quality and formatting](#) requirements when scanning documents.

Expand all Collapse all

0 attachments received of 60 maximum.

Required

Travel Document
0 Received

Add documents

Document Type	Passport
Description	Copy of Passport
File names	Choose Files No file chosen
	DB Kopi.jpg

Attach

Print Go to my account Next

Tryk derefter 'Next'

Vil du uploade flere dokumenter, gør du det samme som tidligere, ellers trykker du på 'Next'

Required

Travel Document
1 Received

Add documents

Document Type	Please select a value...
Description	
File names	Choose Files No file chosen

Document Type	File Name	Date Received	Action
Passport		12 Oct 2023	

Print Go to my account Next

Tryk 'Next'

Computer

Indsend din ansøgning, ved at trykke 'Submit'

Application for an eVisitor

Transaction Reference Number (TRN):

Submit Application

This application is now ready to submit. You can submit it now or return to your account and submit it at a later date.

Your application will not be processed until after it is submitted.

Verify Email

The email address below was specified as the address for all communication about this application:

This address has not been verified by the email account holder.

You can request a [new verification email](#).

[Submit Now](#)

[Print](#) [Go to my account](#)

Payment confirmation

Your application has been submitted. No payment is required. Your Reference Number is

[Print Tax Invoice](#)

[Next](#)

Din ansøgning er indsendt og du har fået et 'Reference number'
Tryk 'Next'

Du skal gå ind på din mail og verificere din emailadresse, når det er gjort, så vil du modtage en mail, med dit godkendte 'eVisitor' til Australien.

Thank you for choosing to create an ImmiAccount.

You must now confirm your email address using the following link:

<https://online.immi.gov.au>

Email confirmed

Success

Your email address has been confirmed.

You can access the [Department of Home Affairs homepage](#)