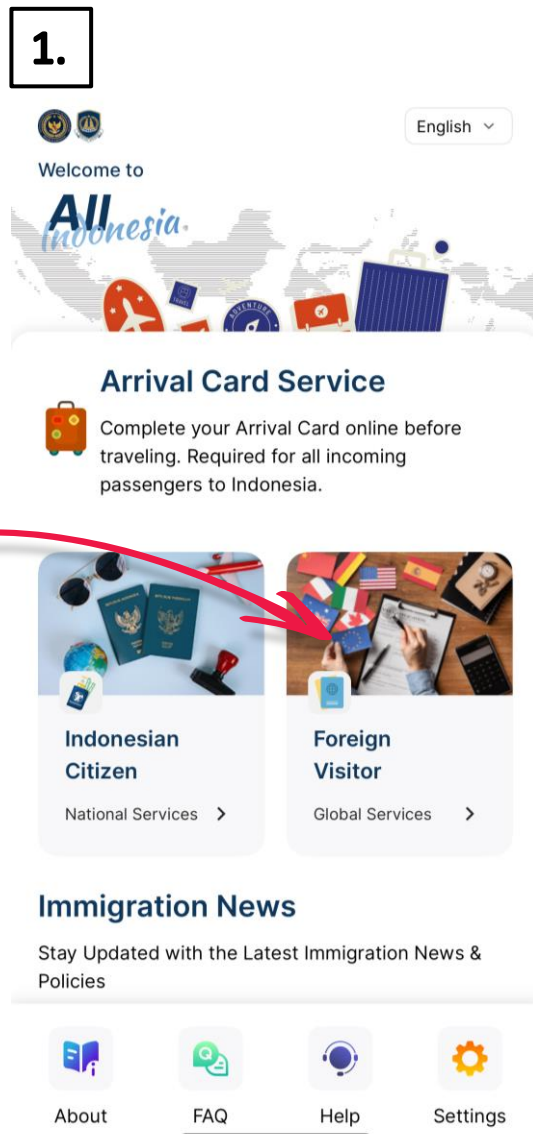


All Indonesia Arrival Card

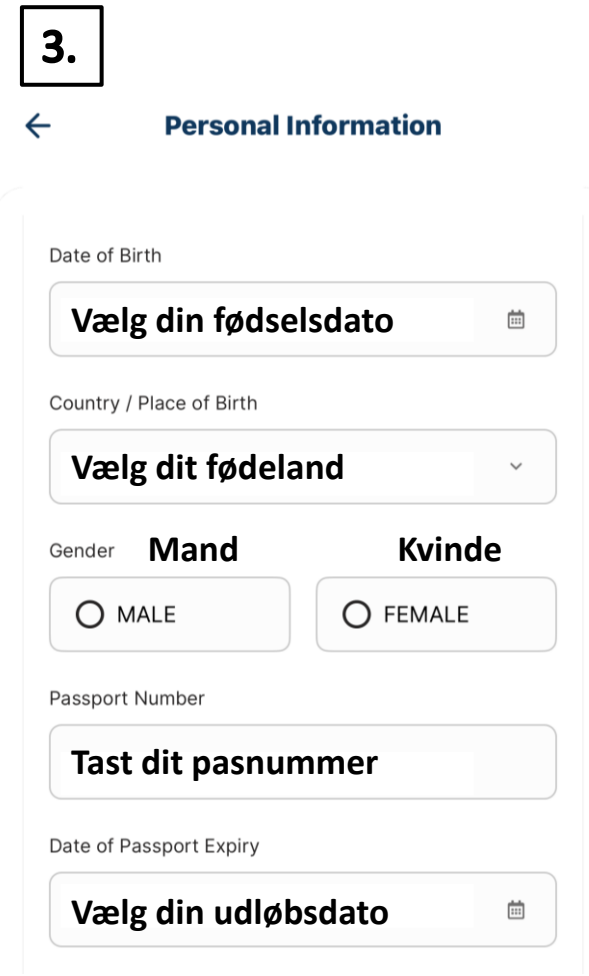
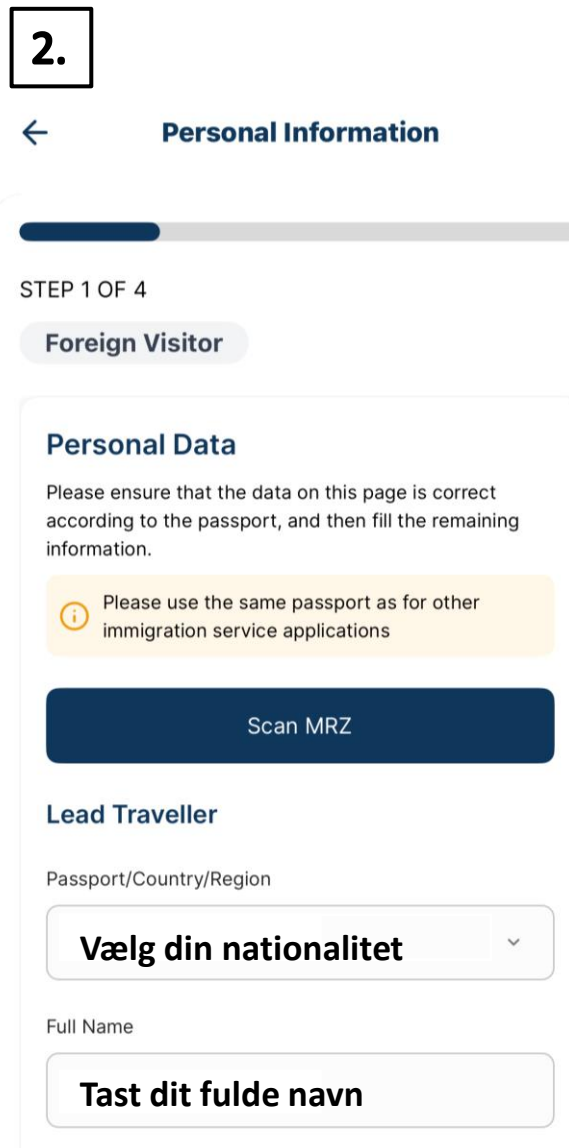
Sådan ser Appen ud til All Indonesian Arrival Card



1. Vælg: Foreign Visitor

2. Skriv eller vælg de oplysninger, som felterne kræver.

3. Skriv eller vælg de oplysninger, som felterne kræver.



All Indonesia Arrival Card

Albatros travel

4. Skriv eller vælg de oplysninger, som felterne kræver.

4.

← **Personal Information**

Account Information
Enter your contact information properly and correctly
Please make sure your email address is correct

Mobile Number
Landekode Mobilnummer

Email
Emailadresse

Landekode

Tilføj rejsende

Tryk Next

5. Skriv eller vælg de oplysninger, som felterne kræver.

5.

← **Travel Details**

STEP 2 OF 4
Foreign Visitor

Travel Details
Please complete your Arrival Card before entering Indonesia by filling out the required information.

Arrival Date to Indonesia
Ankomstdato

Departure Date from Indonesia
Afrejsedato

Do you already have a Visa or KITAS/KITAP?
 Yes **Ja** No **Nej**

You can apply for a Visa on Arrival after you have completed the Arrival Card.

Tryk Next

6. Skriv eller vælg de oplysninger, som felterne kræver.

På næste side kan du se et eksempel på, hvordan menuerne ser ud, når du skal vælge

6.

← **Mode of Transport**

STEP 3 OF 4
Foreign Visitor

Mode of Transport
Please select the mode of transport you will use to enter Indonesia.

Mode of Transport
Transportmiddel - Air

Purpose of Travel
Formålet med rejsen

The fields in this section are based on the selected "AIR" transport mode above.

Place of Arrival
Ankomststed - DPS

Type of Air Transport
Vælg: Commercial Flight

All Indonesia Arrival Card

7. Skriv eller vælg de oplysninger, som felterne kræver.

Flight Name

Flight Number

7.

Mode of Transport

Address in Indonesia

Please provide the address where you will be staying in Indonesia

Residence Type

The columns in this section are based on the type of accommodation "HOTEL" selected above.

Hotel Name

Nearest Immigration Office

Her kommer den nærmeste udlændingemyndighed til at stå.

Tryk Next →

Next

Eksempel på menuer i forbindelse med pkt. 6

CGK - SOEKARNO-HATTA AIRPORT

DPS - I GUSTI NGURAH RAI AIRPORT

SUB - JUANDA AIRPORT

KNO - KUALANAMU AIRPORT



COMMERCIAL FLIGHT

GOVERNMENT FLIGHT

CHARTER FLIGHT



AERO DILI

AEROFLOT

AERO INTERNATIONAL

AEROLINEAS ARGENTINAS

Her vælger du det flyselskab, du flyver med.

All Indonesia Arrival Card

Albatros travel

Har du nogen af følgende symptomer: feber, hoste, løbende næse, åndenød, ondt i halsen, hævede lymfeknuder eller hudlæsioner/udslæt?

Afrejseland, transitlande og andre lande, du har besøgt inden for 21 dage før afrejse til Indonesien (du kan vælge mere end ét).

← Submission Summary

STEP 4 OF 4

Foreign Visitor

Health Declaration

In accordance with Indonesia's national health protocols, please complete the health declaration form to support public health monitoring and prevent the spread of infectious diseases.

Do you have any of the following symptoms: fever, cough, runny nose, shortness of breath, sore throat, swollen lymph nodes, or skin lesions/rashes?

Yes **Ja** No **Nej**

Countries of origin departure, transit and other countries that you visited within 21 days before departure to Indonesia (Can select more than one)

Select

Medbringer du nogen dyr, fisk, planter og/eller deres forarbejdede produkter?

← Submission Summary

Quarantine Declaration

Please fill out the quarantine declaration according to your current condition, which will later be verified by quarantine officers.

Are you carrying any animals, fish, plants, and/or their processed products?

Yes **Ja** No **Nej**

Customs Declaration (BC 2.2) - Customs Declaration of Goods Carried by Passenger & Crew Members

This page is the section to declare your belongings to be submitted to Customs Officers.

← Submission Summary

Number of Baggage Arriving with You

Antal bagage du medbringer Pkg(s)

Are You bringing any goods that need to declare to Customs?

Please press this button to know list of goods that need to declare.

Yes **Ja** No **Nej**

Medbringer du nogen varer, der skal deklarerer til tolden?

All Indonesia Arrival Card

Albatros travel

Medbringer du mobiltelefoner, håndholdte computere og mobilbaserede tabletcomputere, som er købt eller anskaffet i udlandet, og som skal bruges i Indonesien med det indonesiske mobilnetværk? (IMEI-registrering)

Jeg, ansøgeren, bekræfter hermed, at jeg forstår og accepterer alle oplysninger og erklæringer i denne ansøgning.

Are You bringing Mobile Phones, Handheld Computers, and Cellular-based Tablet Computers purchased or obtained abroad and will be used in Indonesia with the Indonesian cellular network? (IMEI Registration)

Yes Ja

No Nej

I, the Applicant hereby certify that I understand and agree all the Information and Declaration in this application

Next

Tryk Next

Download eller gem QR koden på din mobil, evt. som et foto

Foreign Visitor

Submission Summary

The following is the data you enter when applying for an arrival card.

Arrival QR Code

Arrival Card is not a visa.

Individual

Passport Number:



Arrival Card Number

Submitted

Download Arrival Card

Submission Information

Here are the details of your data:

Submission Type

Submission Date

Date of Arrival

Date of Departure

Details Profile

Mode of Transport

Address in Indonesia

Apply for Visa On Arrival (VOA)

Back to Home Page